

Uniting the Arts & Humanities with Science & Technology

University Council

Communications Committee

February 9, 2016



The
University
of Akron

OHIO's
POLYTECHNIC
UNIVERSITY

Tobacco/Nicotine Use Survey

Survey Results

SURVEY OVERVIEW

- **Conducted November 19, 2015 to December 11, 2015**
- **Made available to all faculty, staff and students**
 - Emailed to 28,142 individuals
 - Reminders posted in The Digest and ZipMail
 - Total surveys started: 6,598
 - Total surveys finished: 5,618
 - Completion rate: 19.96%
- **Respondent demographics:**

74% FT Students	12% PT Students
7% FT Staff	1% PT Staff
5% FT Faculty	2% PT Faculty
- **Respondent race/ethnicity:**

3% Asian American	5% African American/Black
84% White	1% Hispanic/Latino
0% Pacific Islander	7% Other
- **Respondent gender:**

51% female	47% male
3% prefer not to answer	




SURVEY OVERVIEW (con't)

- **Student status:**
 - 81% Undergraduate
 - 15% Graduate
 - 4% Other
- **Student residence breakdown:**
 - 15% On-campus residence halls
 - 21% Off-campus housing (adjacent to campus)
 - 65% Off-campus housing (commute from home)
- **Student campus participation**
 - 25% Club
 - 2% Student government
 - 3% Sports team
 - 13% Academic Society
 - 6% Fraternity/Sorority
 - 20% Other college organization
 - 55% None



1. When I walk through the university, I'm exposed to secondhand smoke.

#	Answer	Bar	Response	%
1	Never		435	7%
2	Rarely		1,578	25%
3	Sometimes		2,458	39%
4	Often		1,368	22%
5	Always		503	8%
	Total		6,342	

2. Is secondhand smoke at The University of Akron a concern/annoyance for you?

#	Answer	Bar	Response	%
1	Yes, a concern/annoyance		3,491	55%
2	No, not a concern/annoyance		2,365	37%
3	No opinion		488	8%
	Total		6,344	











3. Have you every tried any of the following products, even one time? (Cigarettes, Cigars, Hooka Pipes, Smokeless Tobacco, Vaporizer, E-cigarette, or a similar product)

#	Answer	Bar	Response	%
1	Yes		3,564	57%
2	No		2,708	43%
	Total		6,272	

5. Please use the scale to assess the extent of smoking at the following:

#	Question	No prob.	Minor	Serious	Severe	No opinion	Total	Mean
1	Residence Halls	1,648	1,043	298	144	2,920	6,053	3.27
2	Classroom Buildings	2,438	1,788	867	417	526	6,036	2.14
3	Dining Facilities	2,384	1,145	379	195	1,927	6,030	2.69
4	Indoor recreation/exercise	3,282	729	162	136	1,732	6,041	2.39
5	Student Union	2,453	1,668	726	334	839	6,020	2.24
6	Entrances/Exits of buildings	981	1,935	1,432	1,537	185	6,070	2.67
7	Walking around campus	1,229	2,362	1,427	794	251	6,063	2.42
8	Parties, student hangouts	1,103	993	789	674	2,478	6,037	3.40
9	On-campus events	1,940	1,383	395	170	2,141	6,029	2.87






6. Which of the following products do you consider when classifying the following locations as serious or severe in the question above: (Choose as many as apply)

#	Answer	Bar	Response	%
1	Cigarettes		5,135	95%
2	Cigars		1,256	23%
3	Traditional Pipe		625	12%
4	Clove cigarettes		678	13%
5	Waterpipe or Hookah		802	15%
6	Chewing tobacco, snuff, dip		1,055	20%
7	Snus		333	6%
8	Dissolvable tobacco		317	6%
9	Vaporizers		1,796	33%
10	E-Cigarettes		2,190	41%






7. Universities have a responsibility to lessen the risk of tobacco addiction by adopting policies that discourage use.

#	Answer	Bar	Response	%
1	Strongly Agree		1,757	30%
2	Agree		1,698	29%
3	No opinion		855	15%
4	Disagree		886	15%
5	Strongly Disagree		651	11%
	Total		5,847	

8. Universities have a responsibility to adopt policies that ensure people have smoke-free air to breathe.

#	Answer	Bar	Response	%
1	Strongly Agree		2,957	51%
2	Agree		1,802	31%
3	No opinion		466	8%
4	Disagree		364	6%
5	Strongly Disagree		255	4%
	Total		5,844	






9. Universities should regulate tobacco use on campus.

#	Answer	Bar	Response	%
1	Strongly Agree		2,070	35%
2	Agree		1,763	30%
3	No opinion		766	13%
4	Disagree		645	11%
5	Strongly Disagree		601	10%
	Total		5,845	



10. Which type of tobacco-use policy do you believe would be best for The University of Akron community?

#	Answer	Bar	Response	%
1	Allow smoking outdoors on campus in all locations		1,067	18%
2	Allow smoking outdoors at specific locations only		3,136	54%
3	Prohibit smoking anywhere on campus at all times		922	16%
4	Prohibit all tobacco use anywhere on campus at all times		721	12%
	Total		5,846	

11. Universities should not allow tobacco companies to promote tobacco use on campus through advertising, sponsorship of student events and/or financial support of student organizations.

#	Answer	Bar	Response	%
1	Strongly Agree		3,322	57%
2	Agree		1,238	21%
3	No opinion		761	13%
4	Disagree		288	5%
5	Strongly Disagree		231	4%
	Total		5,840	






12. Would a tobacco-use policy prohibiting use anywhere on campus negatively affect your desire to attend or work at The University of Akron?

#	Answer	Bar	Response	%
1	Yes		1,065	18%
2	No		4,774	82%
	Total		5,839	

13. Would a tobacco-use policy restricting where you can smoke on campus negatively affect your desire to attend or work at The University of Akron?

#	Answer	Bar	Response	%
1	Yes		650	11%
2	No		5,192	89%
	Total		5,842	





14. Universities have a responsibility to lessen the risk of nicotine addiction by adopting policies that discourage nicotine use.

#	Answer	Bar	Response	%
1	Strongly Agree		1,526	27%
2	Agree		1,617	29%
4	No opinion		1,011	18%
5	Disagree		879	16%
6	Strongly Disagree		627	11%
	Total		5,660	






15. Universities should regulate nicotine use on campus.

#	Answer	Bar	Response	%
1	Strongly Agree		1,578	28%
2	Agree		1,629	29%
3	No opinion		1,022	18%
4	Disagree		797	14%
5	Strongly Disagree		634	11%
	Total		5,660	



16. Which type of nicotine-use policy do you believe would be best for The University of Akron community? (Choose only one)

#	Answer	Bar	Response	%
1	Allow use of nicotine products outdoors on campus in all locations		1,397	25%
2	Allow use of nicotine products outdoors at specific locations only		2,830	50%
3	Prohibit use of nicotine products anywhere on campus at all times		621	11%
4	Prohibit all nicotine products use anywhere on campus at all times		801	14%
	Total		5,649	


17. Universities should not allow nicotine products companies to promote nicotine use on campus through advertising, sponsorship of student events and/or financial support of student organizations.

#	Answer	Bar	Response	%
1	Strongly Agree		2,831	50%
2	Agree		1,350	24%
4	No opinion		883	16%
5	Disagree		321	6%
6	Strongly Disagree		261	5%
	Total		5,646	

18. Would a nicotine-use policy prohibiting all nicotine use anywhere on campus negatively affect your desire to attend or work at The University of Akron?

#	Answer	Bar	Response	%
1	Yes		1,015	18%
2	No		4,622	82%
	Total		5,637	

19. Would a nicotine-use policy restricting where you can use nicotine products on campus negatively affect your desire to attend or work at The University of Akron?

#	Answer	Bar	Response	%
1	Yes		689	12%
2	No		4,951	88%
	Total		5,640	





21. What is the current written policy on tobacco use at The University of Akron?

#	Answer	Bar	Response	%
1	Prohibits only smoking inside buildings		329	6%
2	Prohibits smoking outdoors within 25 feet of an entranceway, window or ventilation system of any University building or enclosed area, and inside buildings		3,517	62%
3	Prohibits all tobacco use		68	1%
4	No written tobacco-use policy		51	1%
5	I do not know		1,670	30%
	Total		5,635	

22. To what extent do people comply with the policy?

#	Answer	Bar	Response	%
1	Totally		309	8%
2	Mostly		1,065	27%
3	Somewhat		1,475	38%
4	Not at all		1,052	27%
	Total		3,901	

23. To what extent is the policy enforced?

#	Answer	Bar	Response	%
1	Totally		222	6%
2	Mostly		460	12%
3	Somewhat		988	25%
4	Not at all		2,215	57%
	Total		3,885	

Questions