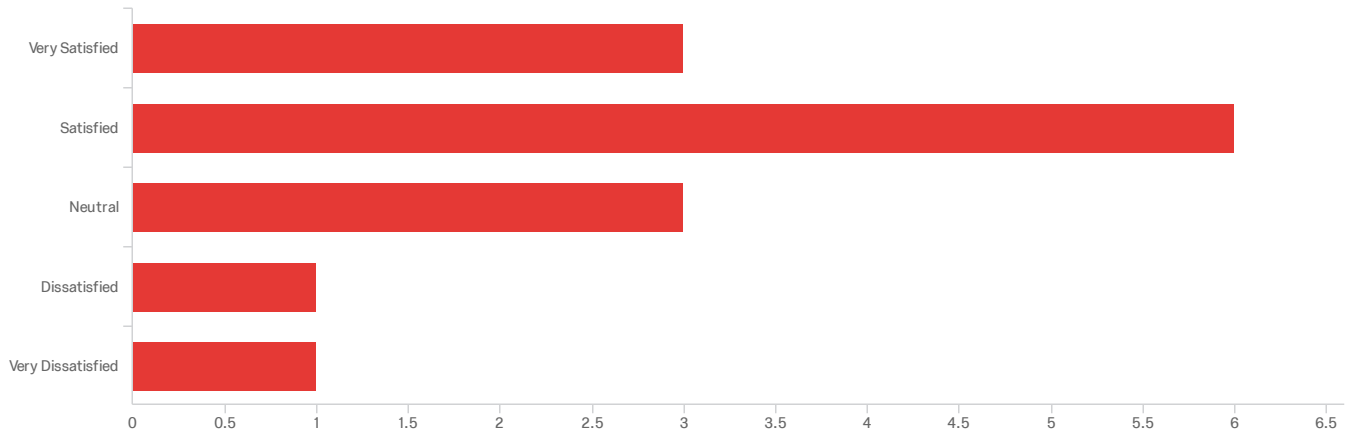


2019 Summer BIT Dept Graduation Survey

2019 Summer BIT Dept Graduation Exit Survey

January 29, 2020 5:16 PM EST

Q1 - How would you rate your OVERALL EXPERIENCE at The University of Akron?

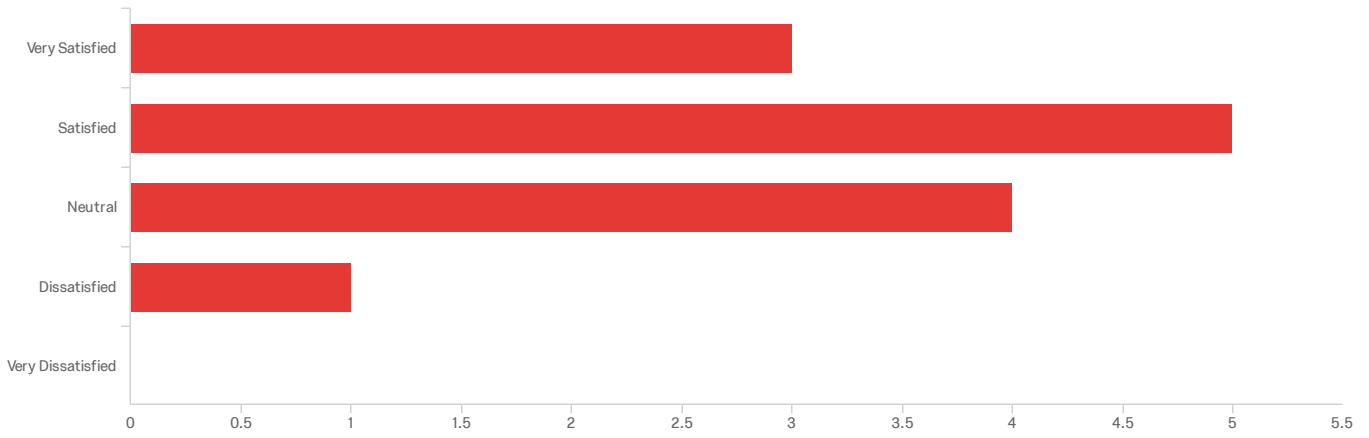


#	Field	Minimum	Maximum	Mean	Std Deviation	Variance	Count
1	How would you rate your OVERALL EXPERIENCE at The University of Akron?	1.00	5.00	2.36	1.11	1.23	14

#	Field	Choice Count
1	Very Satisfied	21.43% 3
2	Satisfied	42.86% 6
3	Neutral	21.43% 3
4	Dissatisfied	7.14% 1
5	Very Dissatisfied	7.14% 1
		14

Showing rows 1 - 6 of 6

Q2 - How would you rate the INSTRUCTIONAL FACILITIES/RESOURCES (such as classroom, lab, instructional technology) at The University of Akron?

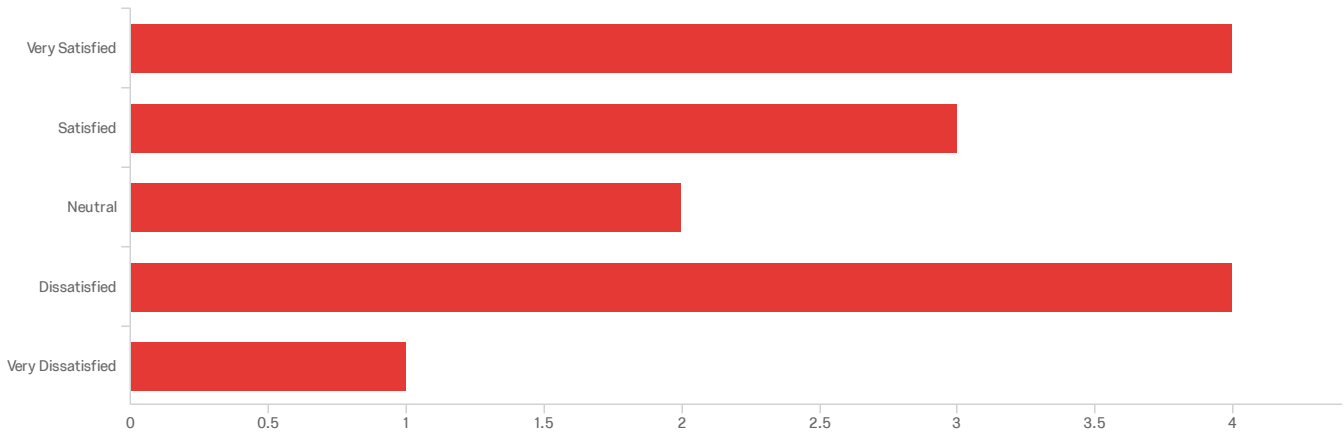


#	Field	Minimum	Maximum	Mean	Std Deviation	Variance	Count
1	How would you rate the INSTRUCTIONAL FACILITIES/RESOURCES (such as classroom, lab, instructional technology) at The University of Akron?	1.00	4.00	2.23	0.89	0.79	13

#	Field	Choice Count
1	Very Satisfied	23.08% 3
2	Satisfied	38.46% 5
3	Neutral	30.77% 4
4	Dissatisfied	7.69% 1
5	Very Dissatisfied	0.00% 0
		13

Showing rows 1 - 6 of 6

Q3 - How would you rate the ADVISING (academic, career, personal) you received at the College of Applied Science & Technology (CAST)?



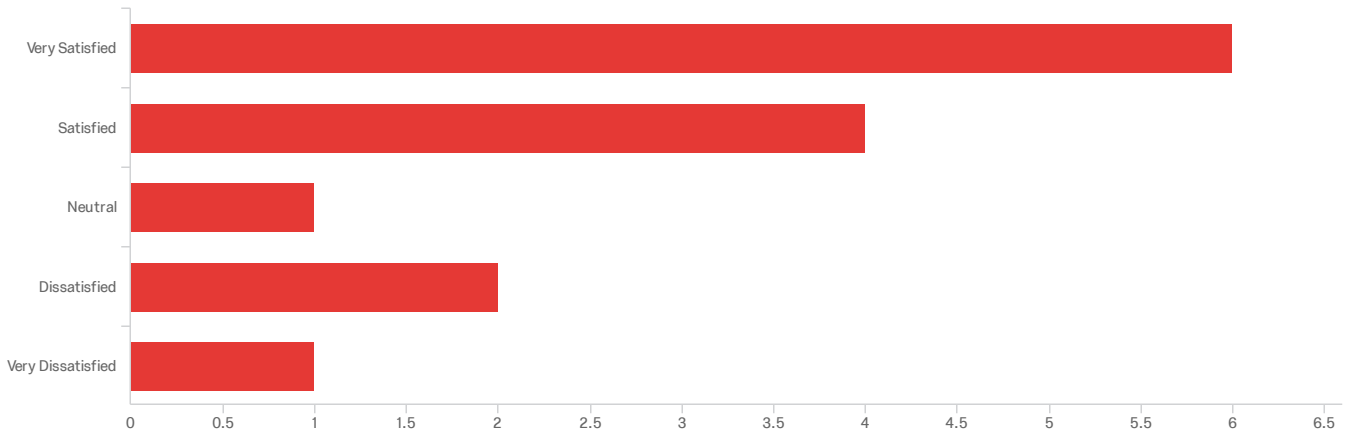
#	Field	Minimum	Maximum	Mean	Std Deviation	Variance	Count
1	How would you rate the ADVISING (academic, career, personal) you received at the College of Applied Science & Technology (CAST)?	1.00	5.00	2.64	1.34	1.80	14

#	Field	Choice Count
1	Very Satisfied	28.57% 4
2	Satisfied	21.43% 3
3	Neutral	14.29% 2
4	Dissatisfied	28.57% 4
5	Very Dissatisfied	7.14% 1
		14

Showing rows 1 - 6 of 6

Q4 - How would you rate the Business & Information Technology department's

INSTRUCTORS in your MAJOR courses?

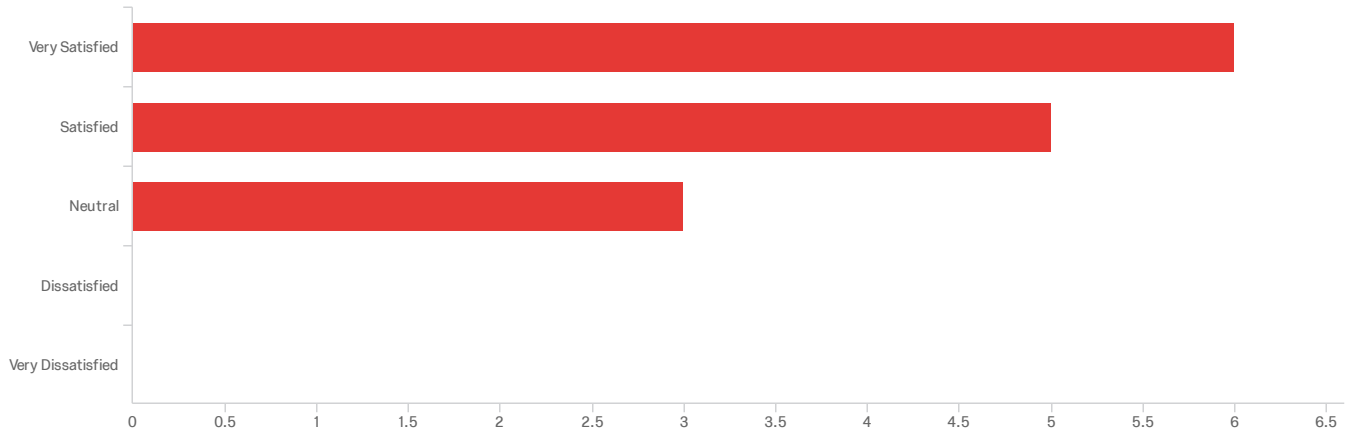


#	Field	Minimum	Maximum	Mean	Std Deviation	Variance	Count
1	How would you rate the Business & Information Technology department's INSTRUCTORS in your MAJOR courses?	1.00	5.00	2.14	1.30	1.69	14

#	Field	Choice Count
1	Very Satisfied	42.86% 6
2	Satisfied	28.57% 4
3	Neutral	7.14% 1
4	Dissatisfied	14.29% 2
5	Very Dissatisfied	7.14% 1
		14

Showing rows 1 - 6 of 6

Q5 - How would you rate the Business & Information Technology department's INSTRUCTORS in your BUSINESS CORE courses (such as Intro to Business, Accounting, Management, Human Resource Management, Business Software Applications)?



#	Field	Minimum	Maximum	Mean	Std Deviation	Variance	Count
1	How would you rate the Business & Information Technology department's INSTRUCTORS in your BUSINESS CORE courses (such as Intro to Business, Accounting, Management, Human Resource Management, Business Software Applications)?	1.00	3.00	1.79	0.77	0.60	14

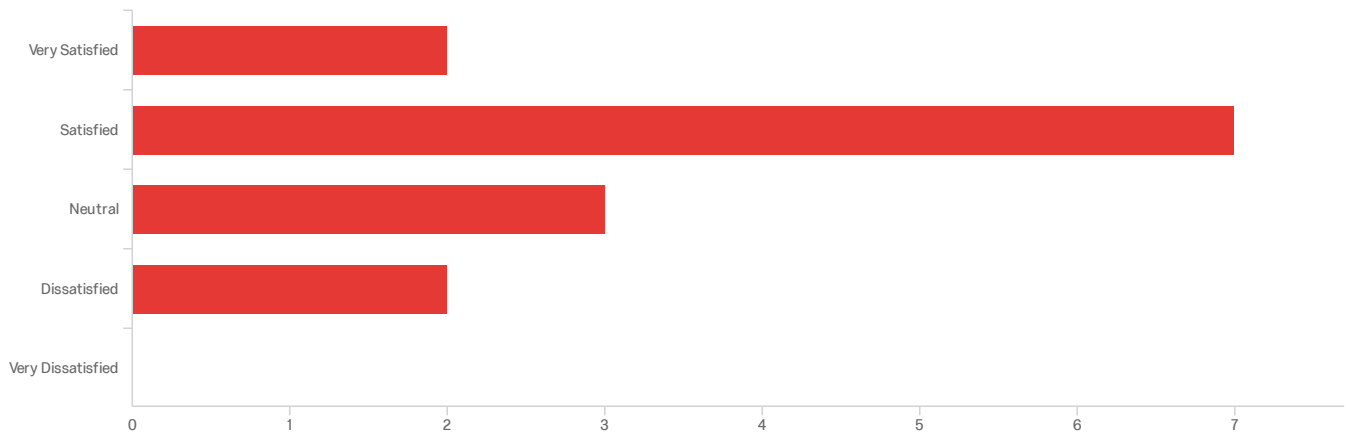
#	Field	Choice Count
1	Very Satisfied	42.86% 6
2	Satisfied	35.71% 5
3	Neutral	21.43% 3
4	Dissatisfied	0.00% 0
5	Very Dissatisfied	0.00% 0
		14

Showing rows 1 - 6 of 6

Q6 - How would you rate the INSTRUCTORS in your GENERAL EDUCATION courses

(such as English Composition, Oral Communication, Mathematics/Statistics, Natural

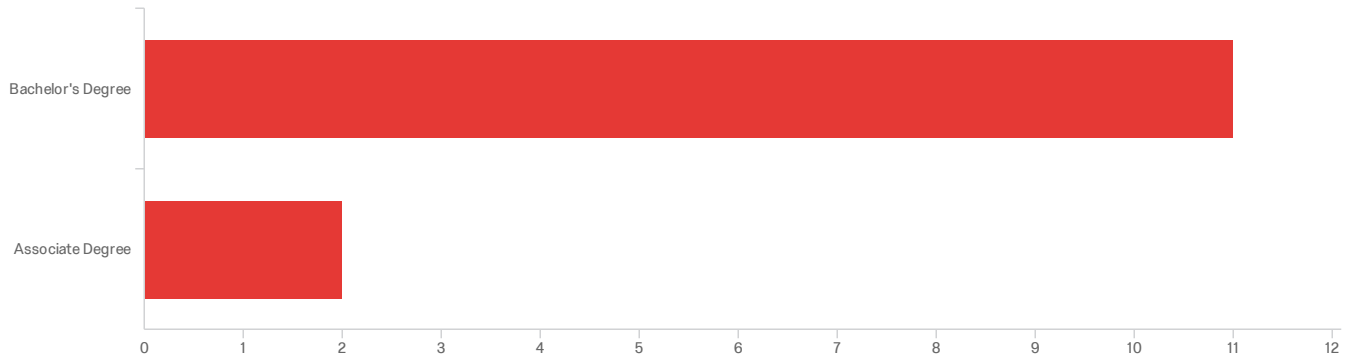
Science, Social Science, Humanities, and Diversity)?



#	Field	Minimum	Maximum	Mean	Std Deviation	Variance	Count
1	How would you rate the INSTRUCTORS in your GENERAL EDUCATION courses (such as English Composition, Oral Communication, Mathematics/Statistics, Natural Science, Social Science, Humanities, and Diversity)?	1.00	4.00	2.36	0.89	0.80	14

#	Field	Choice Count
1	Very Satisfied	14.29% 2
2	Satisfied	50.00% 7
3	Neutral	21.43% 3
4	Dissatisfied	14.29% 2
5	Very Dissatisfied	0.00% 0
		14

Q7 - What is the highest degree you are about to earn from the Department of Business & Information Technology?



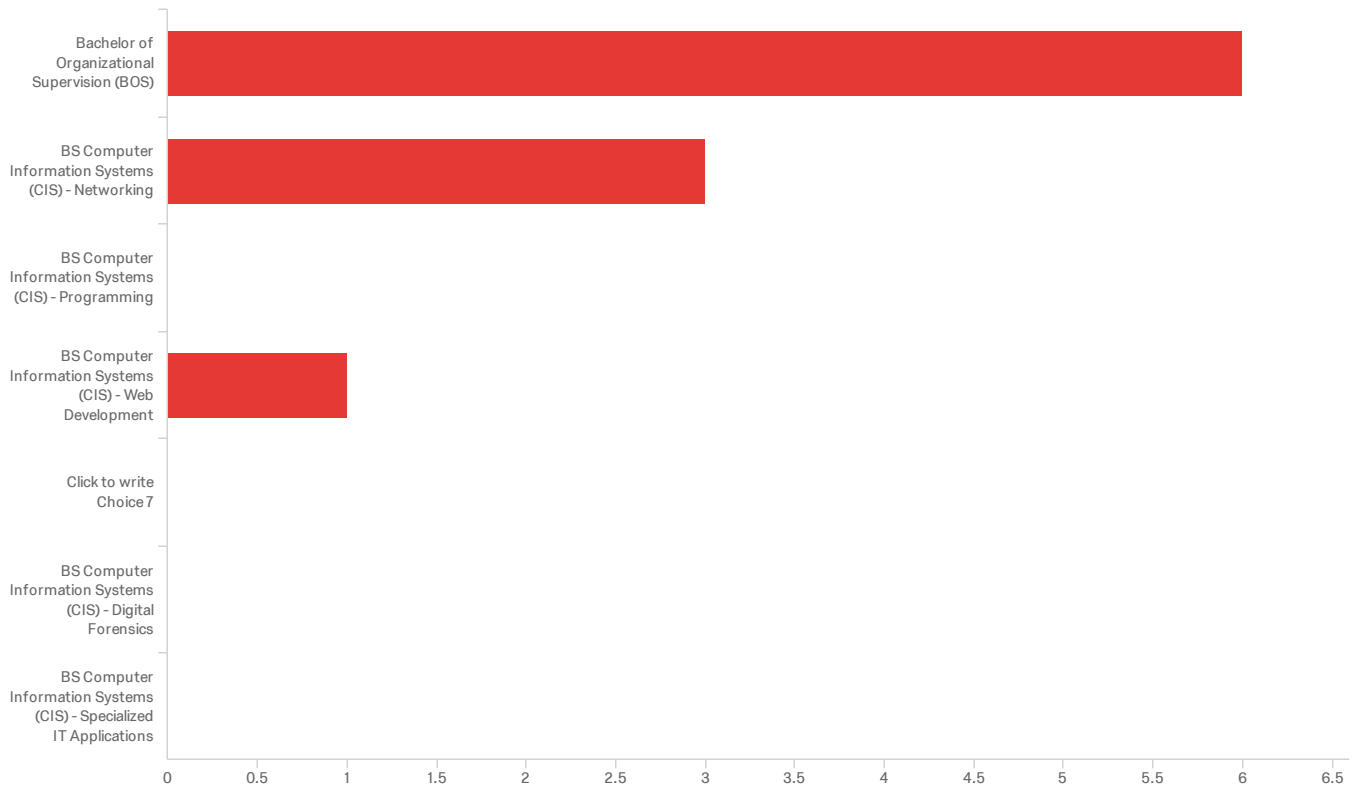
#	Field	Minimum	Maximum	Mean	Std Deviation	Variance	Count
1	What is the highest degree you are about to earn from the Department of Business & Information Technology?	1.00	2.00	1.15	0.36	0.13	13

#	Field	Choice Count
1	Bachelor's Degree	84.62% 11
2	Associate Degree	15.38% 2

13

Showing rows 1 - 3 of 3

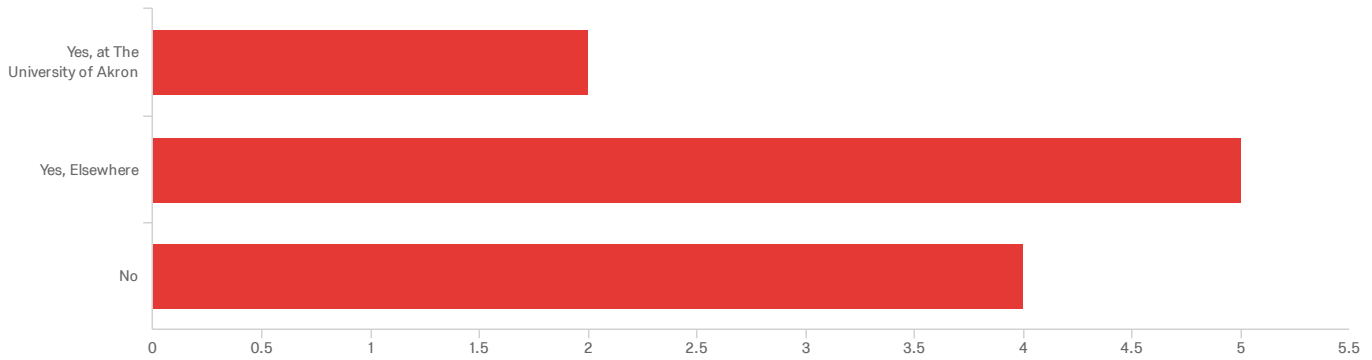
Q8 - If you are earning a bachelor's degree, which PROGRAM OPTION did you pursue?



#	Field	Minimum	Maximum	Mean	Std Deviation	Variance	Count
1	If you are earning a bachelor's degree, which PROGRAM OPTION did you pursue?	1.00	4.00	1.60	0.92	0.84	10

#	Field	Choice Count
1	Bachelor of Organizational Supervision (BOS)	60.00% 6
2	BS Computer Information Systems (CIS) - Networking	30.00% 3
3	BS Computer Information Systems (CIS) - Programming	0.00% 0
4	BS Computer Information Systems (CIS) - Web Development	10.00% 1
5	Click to write Choice 7	0.00% 0
6	BS Computer Information Systems (CIS) - Digital Forensics	0.00% 0
7	BS Computer Information Systems (CIS) - Specialized IT Applications	0.00% 0
		10

Q9 - If you are earning a bachelor's degree, are you considering CONTINUING your EDUCATION in a GRADUATE PROGRAM?



#	Field	Minimum	Maximum	Mean	Std Deviation	Variance	Count
1	If you are earning a bachelor's degree, are you considering CONTINUING your EDUCATION in a GRADUATE PROGRAM?	1.00	3.00	2.18	0.72	0.51	11

#	Field	Choice Count
1	Yes, at The University of Akron	18.18% 2
2	Yes, Elsewhere	45.45% 5
3	No	36.36% 4
		11

Showing rows 1 - 4 of 4

Q10 - If you are earning an associate degree, which PROGRAM OPTION/TRACK did you pursue?



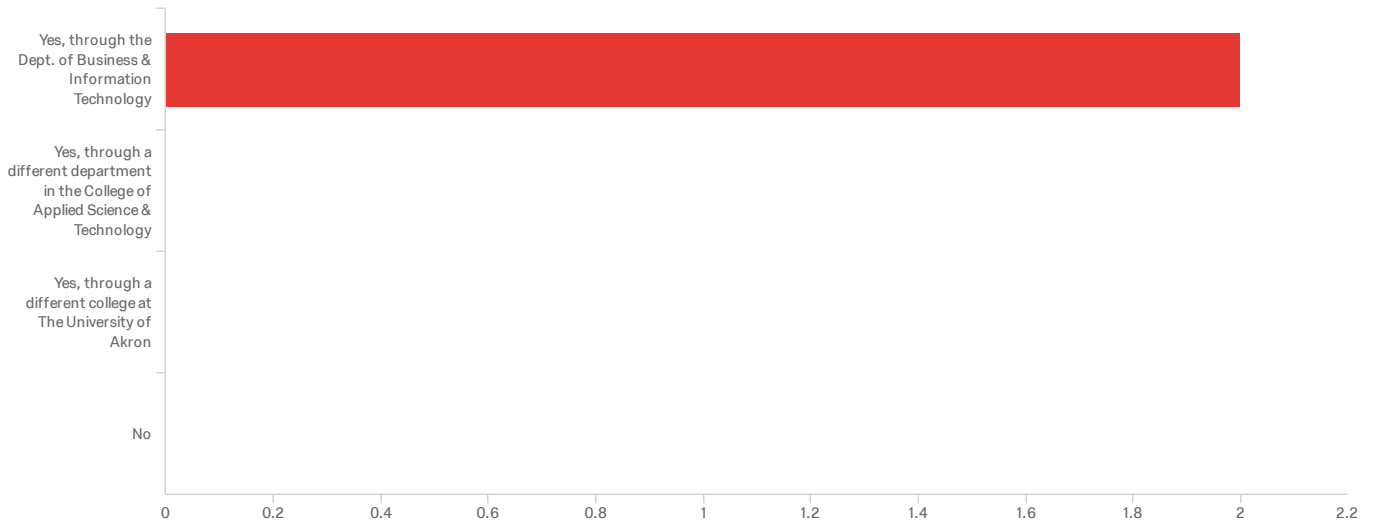
#	Field	Minimum	Maximum	Mean	Std Deviation	Variance	Count
1	If you are earning an associate degree, which PROGRAM OPTION/TRACK did you pursue?	4.00	7.00	5.50	1.50	2.25	2

#	Field	Choice Count
---	-------	--------------

#	Field	Choice Count
1	AAB Business Management Technology (BMT) - General Business	0.00% 0
2	AAB Business Management Technology (BMT) - Accounting	0.00% 0
3	AAB Business Management Technology (BMT) - Small Business Management	0.00% 0
4	AAB Computer Information Systems (CIS) - Cisco Networking	50.00% 1
5	AAB Computer Information Systems (CIS) - Microsoft Networking	0.00% 0
6	AAB Computer Information Systems (CIS) - Programming	0.00% 0
7	AAB Computer Information Systems (CIS) - Web Development	50.00% 1
8	AAB Hospitality Management (HM) - Culinary Arts	0.00% 0
9	AAB Hospitality Management (HM) - Hotel/Lodging Management	0.00% 0
10	AAB Marketing & Sales Technology (MST) - Advertising/Sales	0.00% 0
11	AAB Marketing & Sales Technology (MST) - Retail/Fashion	0.00% 0
		2

Showing rows 1 - 12 of 12

Q11 - If you are earning an associate degree, are you considering CONTINUING your EDUCATION to EARN A BACHELOR'S DEGREE?



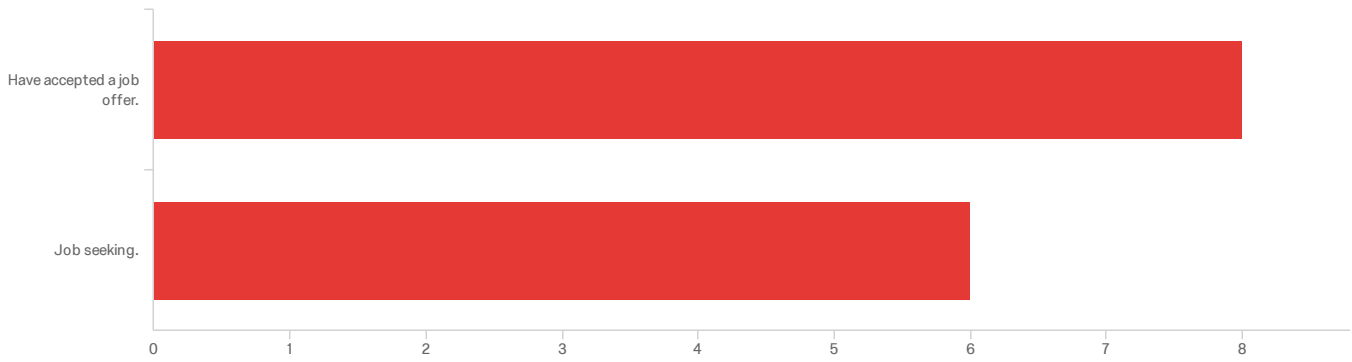
#	Field	Minimum	Maximum	Mean	Std Deviation	Variance	Count
1	If you are earning an associate degree, are you considering CONTINUING your EDUCATION to EARN A BACHELOR'S DEGREE?	1.00	1.00	1.00	0.00	0.00	2

#	Field	Choice Count
1	Yes, through the Dept. of Business & Information Technology	100.00% 2
2	Yes, through a different department in the College of Applied Science & Technology	0.00% 0
3	Yes, through a different college at The University of Akron	0.00% 0
4	No	0.00% 0

2

Showing rows 1 - 5 of 5

Q12 - What is your current EMPLOYMENT STATUS?



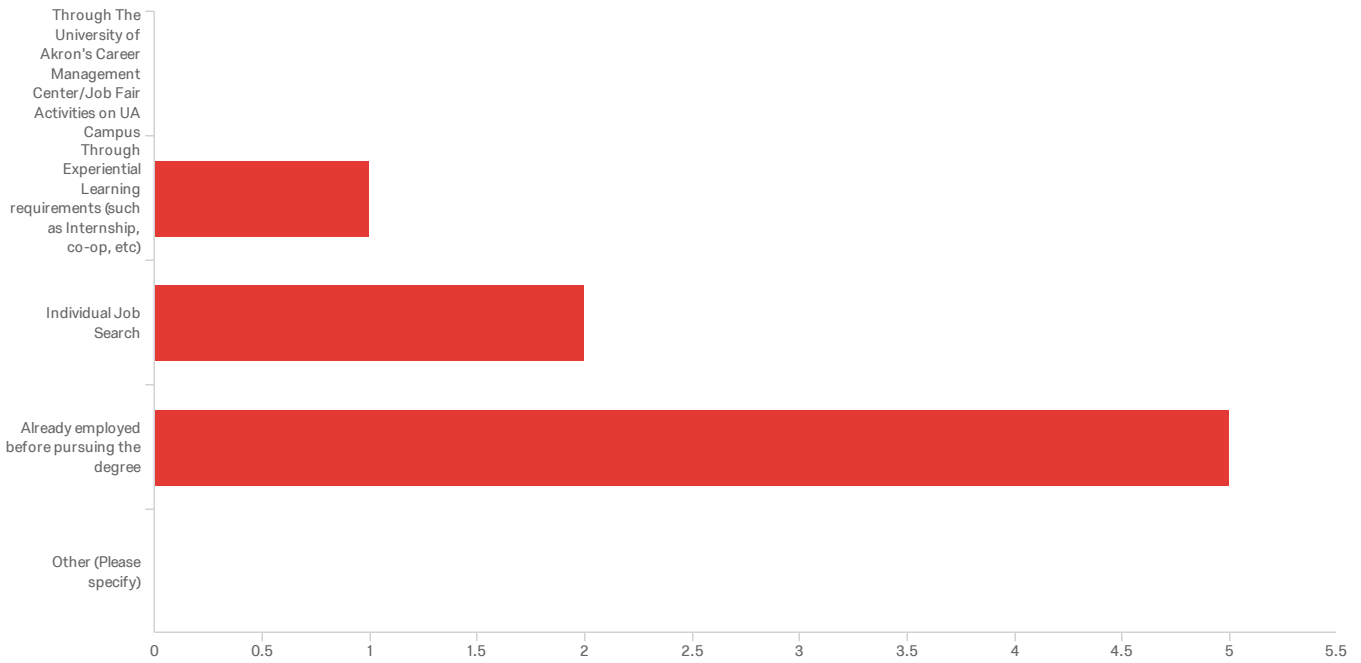
#	Field	Minimum	Maximum	Mean	Std Deviation	Variance	Count
1	What is your current EMPLOYMENT STATUS?	1.00	2.00	1.43	0.49	0.24	14

#	Field	Choice Count
1	Have accepted a job offer.	57.14% 8
2	Job seeking.	42.86% 6

14

Showing rows 1 - 3 of 3

Q13 - If you have accepted a job offer, how did you FIND THE JOB?



#	Field	Minimum	Maximum	Mean	Std Deviation	Variance	Count
1	If you have accepted a job offer, how did you FIND THE JOB? - Selected Choice	2.00	4.00	3.50	0.71	0.50	8

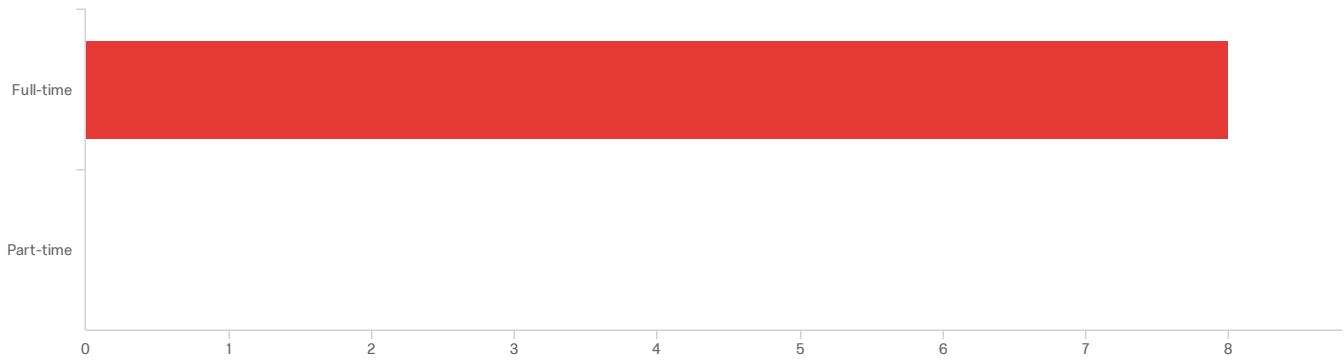
#	Field	Choice Count
1	Through The University of Akron's Career Management Center/Job Fair Activities on UA Campus	0.00% 0
2	Through Experiential Learning requirements (such as Internship, co-op, etc)	12.50% 1
3	Individual Job Search	25.00% 2
4	Already employed before pursuing the degree	62.50% 5
5	Other (Please specify)	0.00% 0
		8

Showing rows 1 - 6 of 6

Q13_4_TEXT - Other (Please specify)

Other (Please specify)

Q14 - If you have accepted a job offer, is the job FULL-TIME or PART-TIME?



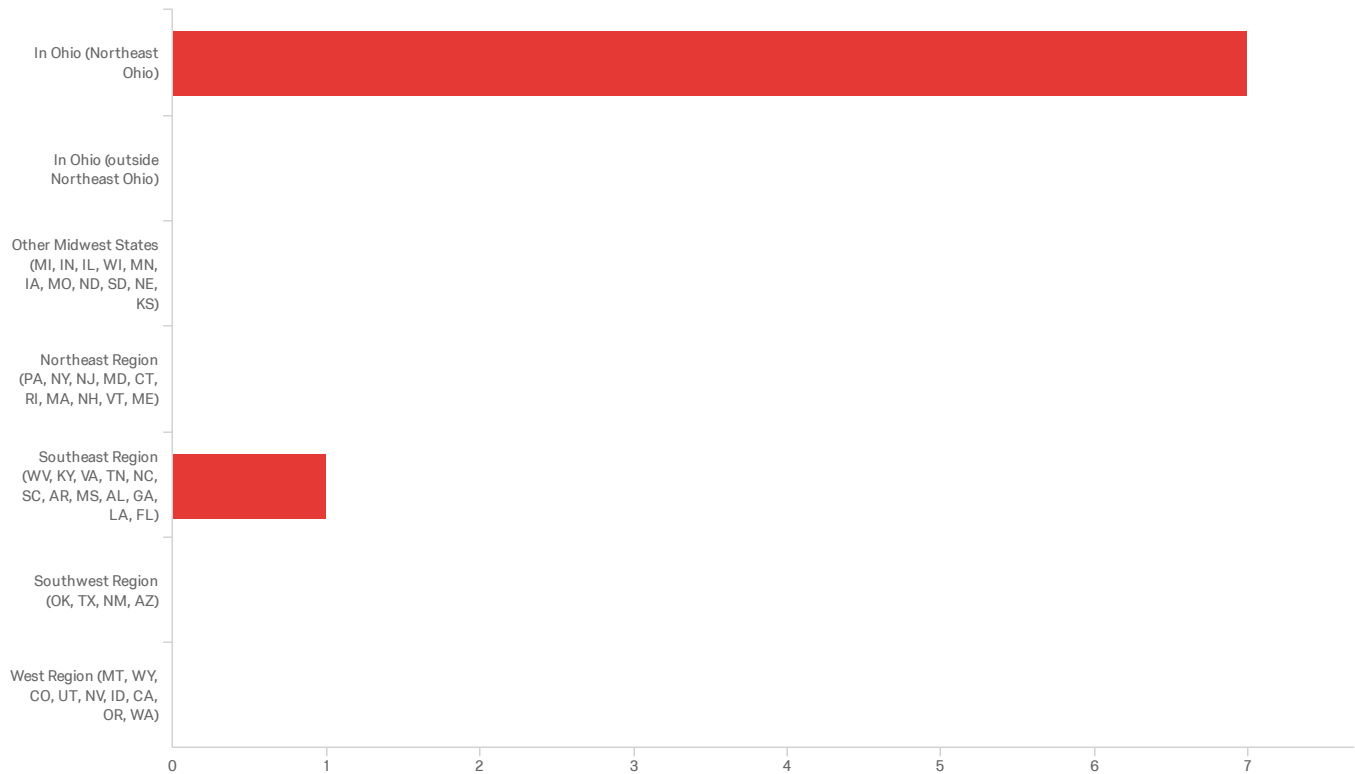
#	Field	Minimum	Maximum	Mean	Std Deviation	Variance	Count
1	If you have accepted a job offer, is the job FULL-TIME or PART-TIME?	1.00	1.00	1.00	0.00	0.00	8

#	Field	Choice Count
1	Full-time	100.00% 8
2	Part-time	0.00% 0

8

Showing rows 1 - 3 of 3

Q15 - If you have accepted a full-time job offer, which REGION is the job LOCATED?

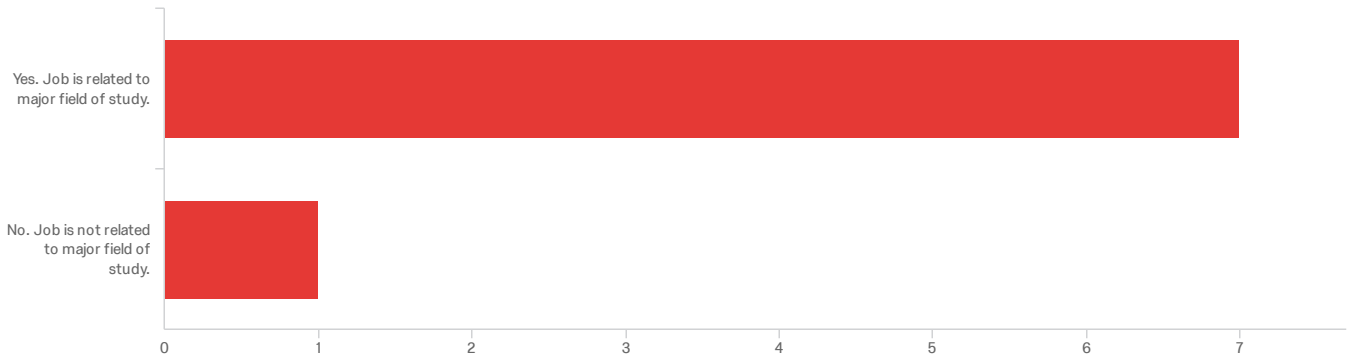


#	Field	Minimum	Maximum	Mean	Std Deviation	Variance	Count
1	If you have accepted a full-time job offer, which REGION is the job LOCATED?	1.00	5.00	1.50	1.32	1.75	8

#	Field	Choice Count
1	In Ohio (Northeast Ohio)	87.50% 7
2	In Ohio (outside Northeast Ohio)	0.00% 0
3	Other Midwest States (MI, IN, IL, WI, MN, IA, MO, ND, SD, NE, KS)	0.00% 0
4	Northeast Region (PA, NY, NJ, MD, CT, RI, MA, NH, VT, ME)	0.00% 0
5	Southeast Region (WV, KY, VA, TN, NC, SC, AR, MS, AL, GA, LA, FL)	12.50% 1
6	Southwest Region (OK, TX, NM, AZ)	0.00% 0
7	West Region (MT, WY, CO, UT, NV, ID, CA, OR, WA)	0.00% 0
		8

Q16 - If you have accepted a full-time job offer, is the job RELATED to your MAJOR

FIELD OF STUDY?



#	Field	Minimum	Maximum	Mean	Std Deviation	Variance	Count
1	If you have accepted a full-time job offer, is the job RELATED to your MAJOR FIELD OF STUDY?	1.00	2.00	1.13	0.33	0.11	8

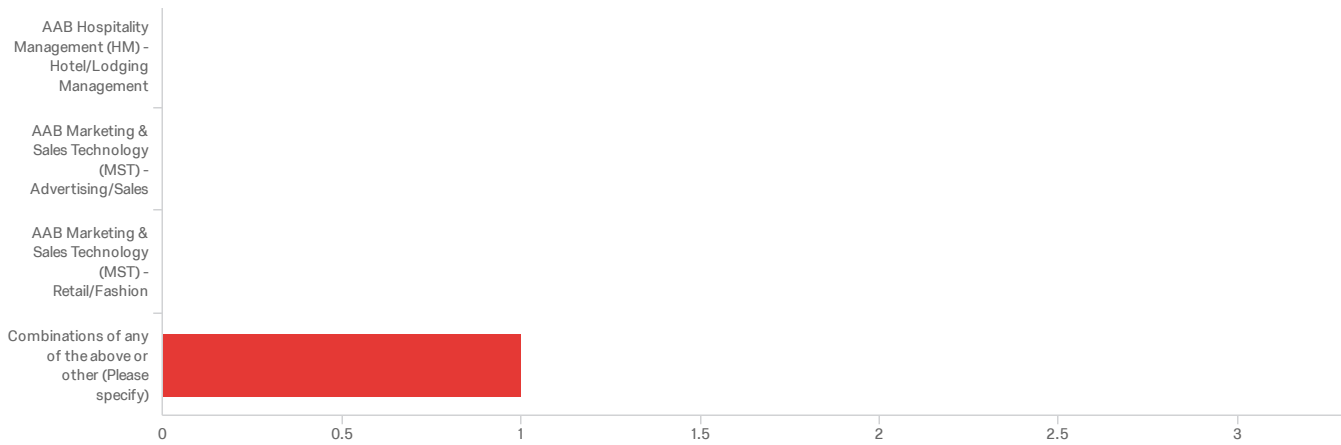
#	Field	Choice Count
1	Yes. Job is related to major field of study.	87.50% 7
2	No. Job is not related to major field of study.	12.50% 1

8

Showing rows 1 - 3 of 3

Q17 - If you have accepted a full-time job offer that is related to your major field of study, please indicate which of the following DEGREE PROGRAMS CONTRIBUTED to your EMPLOYMENT or job offer.





#	Field	Minimum	Maximum	Mean	Std Deviation	Variance	Count
1	If you have accepted a full-time job offer that is related to your major field of study, please indicate which of the following DEGREE PROGRAMS CONTRIBUTED to your EMPLOYMENT or job offer. - Selected Choice	1.00	19.00	5.86	6.69	44.69	7

#	Field	Choice Count
1	Bachelor of Organizational Supervision (BOS)	42.86% 3
2	BS Computer Information Systems (CIS) - Networking	14.29% 1
3	BS Computer Information Systems (CIS) - Programming	0.00% 0
4	BS Computer Information Systems (CIS) - Web Development	14.29% 1
5	BS Computer Information Systems (CIS) - Cybersecurity	0.00% 0
6	BS Computer Information Systems (CIS) - Digital Forensics	0.00% 0
7	BS Computer Information Systems (CIS) - Specialized IT Applications	0.00% 0
8	AAB Computer Information Systems (CIS) - Cisco Networking	0.00% 0
9	AAB Computer Information Systems (CIS) - Microsoft Networking	0.00% 0
10	AAB Computer Information Systems (CIS) - Programming	0.00% 0
11	AAB Computer Information Systems (CIS) - Web Development	0.00% 0
12	AAB Business Management Technology (BMT) - General Business	0.00% 0
13	AAB Business Management Technology (BMT) - Accounting	14.29% 1
14	AAB Business Management Technology (BMT) - Small Business Management	0.00% 0
15	AAB Hospitality Management (HM) - Culinary Arts	0.00% 0

#	Field	Choice Count
16	AAB Hospitality Management (HM) - Hotel/Lodging Management	0.00% 0
17	AAB Marketing & Sales Technology (MST) - Advertising/Sales	0.00% 0
18	AAB Marketing & Sales Technology (MST) - Retail/Fashion	0.00% 0
19	Combinations of any of the above or other (Please specify)	14.29% 1
		7

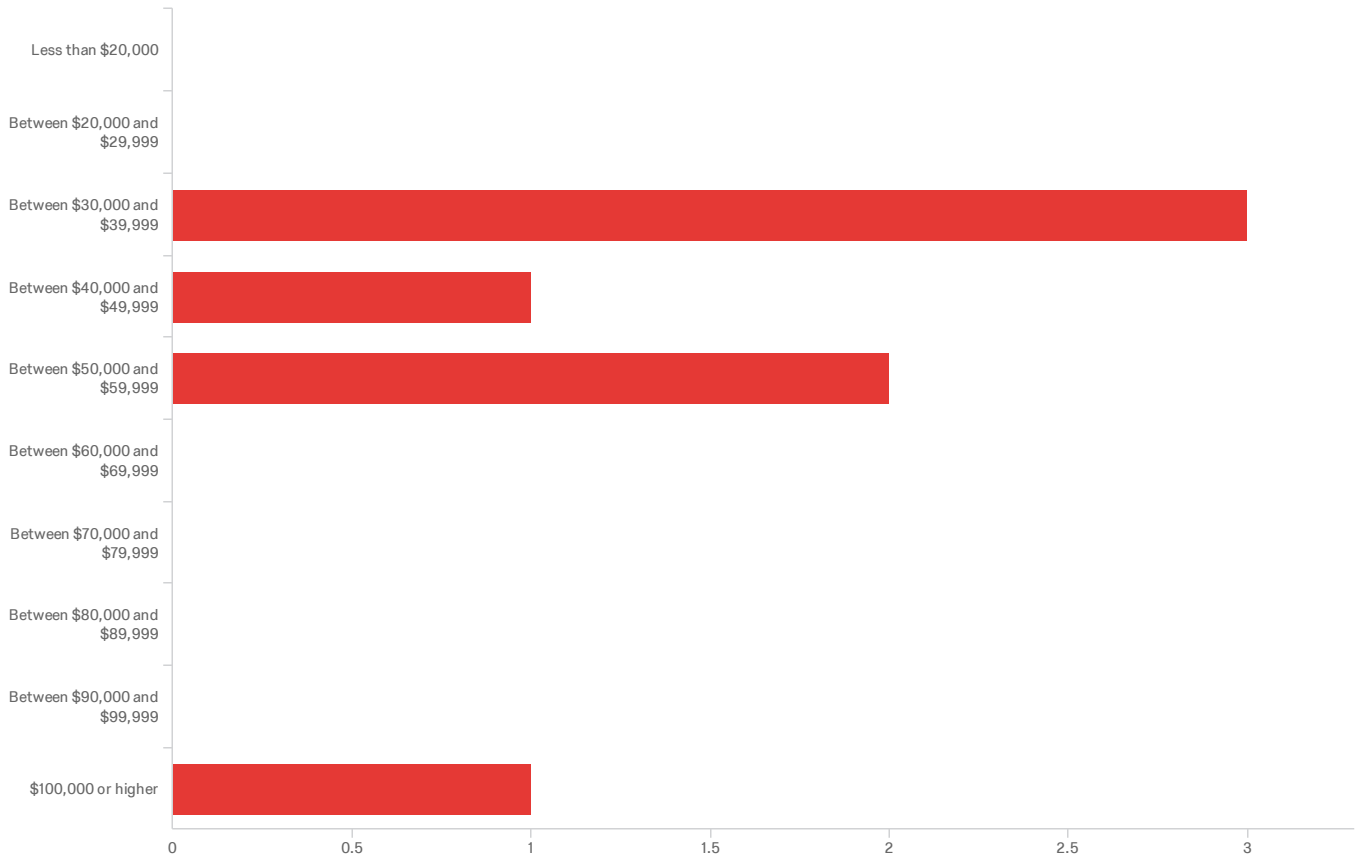
Showing rows 1 - 20 of 20

Q17_4_TEXT - Combinations of any of the above or other (Please specify)

Combinations of any of the above or other (Please specify)

AAB in Cisco Networking and I'm also enrolled in BS for Cyber Security

Q18 - If you have accepted a full-time job offer that is related to your major field of study, what is your ANNUAL SALARY RANGE?



#	Field	Minimum	Maximum	Mean	Std Deviation	Variance	Count
1	If you have accepted a full-time job offer that is related to your major field of study, what is your ANNUAL SALARY RANGE?	3.00	10.00	4.71	2.31	5.35	7

#	Field	Choice Count
1	Less than \$20,000	0.00% 0
2	Between \$20,000 and \$29,999	0.00% 0
3	Between \$30,000 and \$39,999	42.86% 3
4	Between \$40,000 and \$49,999	14.29% 1
5	Between \$50,000 and \$59,999	28.57% 2

#	Field	Choice Count
6	Between \$60,000 and \$69,999	0.00% 0
7	Between \$70,000 and \$79,999	0.00% 0
8	Between \$80,000 and \$89,999	0.00% 0
9	Between \$90,000 and \$99,999	0.00% 0
10	\$100,000 or higher	14.29% 1

7

Showing rows 1 - 11 of 11

Q19 - If you have accepted a full-time job offer that is related to your major field of study,
could you please specify the name of your EMPLOYER below?

If you have accepted a full-time job offer that is related to your major fi...

Community Action Wayne/Medina

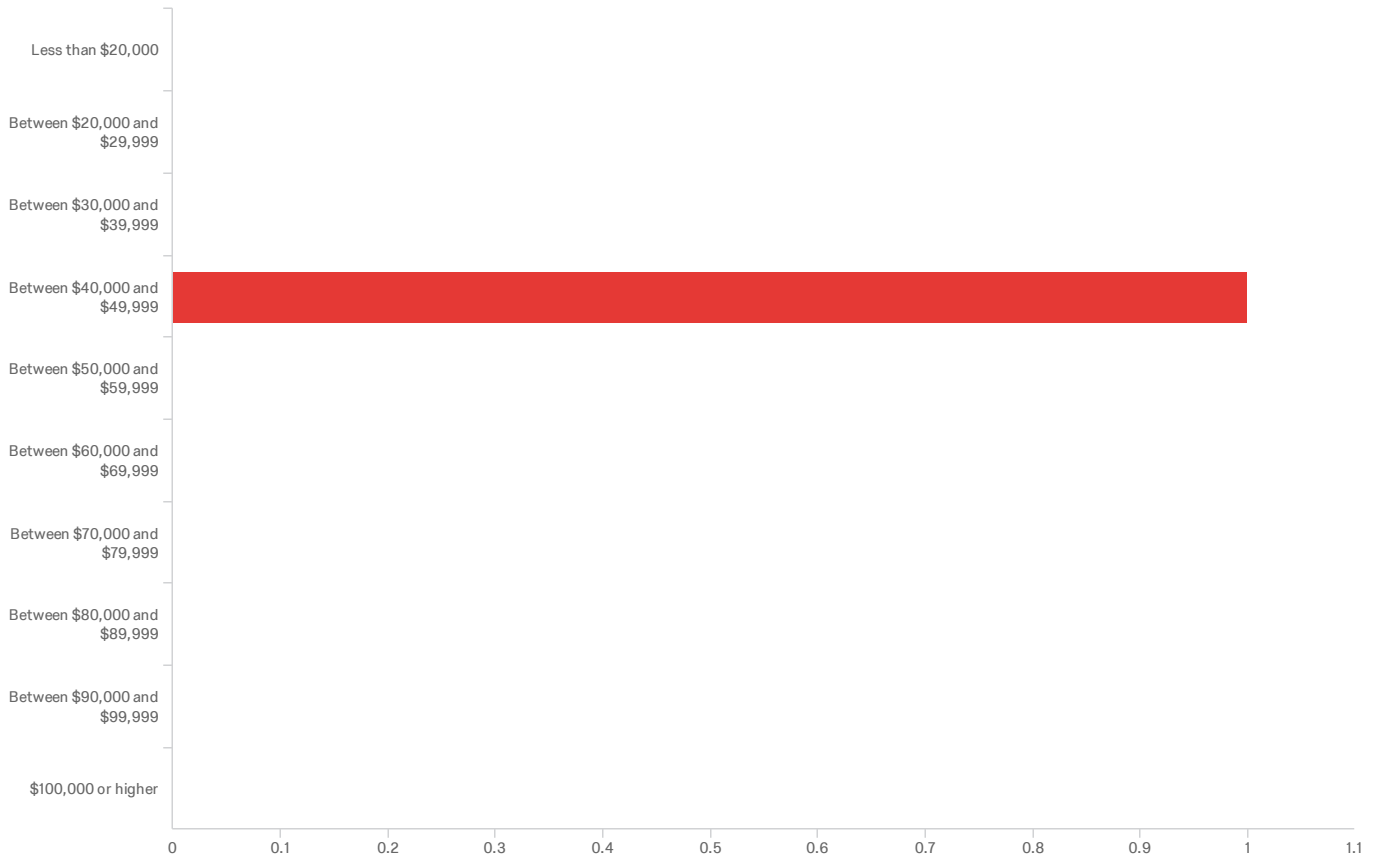
Associated Materials Inc.

Palitto Consulting Services

Aerospace Maintenance Solutions

University of Akron

Q20 - If you have accepted a full-time job offer that is NOT related to your major field of study, what is your ANNUAL SALARY RANGE?



#	Field	Minimum	Maximum	Mean	Std Deviation	Variance	Count
1	If you have accepted a full-time job offer that is NOT related to your major field of study, what is your ANNUAL SALARY RANGE?	4.00	4.00	4.00	0.00	0.00	1

#	Field	Choice Count
1	Less than \$20,000	0.00% 0
2	Between \$20,000 and \$29,999	0.00% 0
3	Between \$30,000 and \$39,999	0.00% 0
4	Between \$40,000 and \$49,999	100.00% 1
5	Between \$50,000 and \$59,999	0.00% 0

#	Field	Choice Count
6	Between \$60,000 and \$69,999	0.00% 0
7	Between \$70,000 and \$79,999	0.00% 0
8	Between \$80,000 and \$89,999	0.00% 0
9	Between \$90,000 and \$99,999	0.00% 0
10	\$100,000 or higher	0.00% 0

1

Showing rows 1 - 11 of 11

Q21 - If you have accepted a full-time job offer that is NOT related to your major field of study, could you please specify the name of your EMPLOYER below?

If you have accepted a full-time job offer that is NOT related to your majo...

Newport News Shipbuilding

End of Report