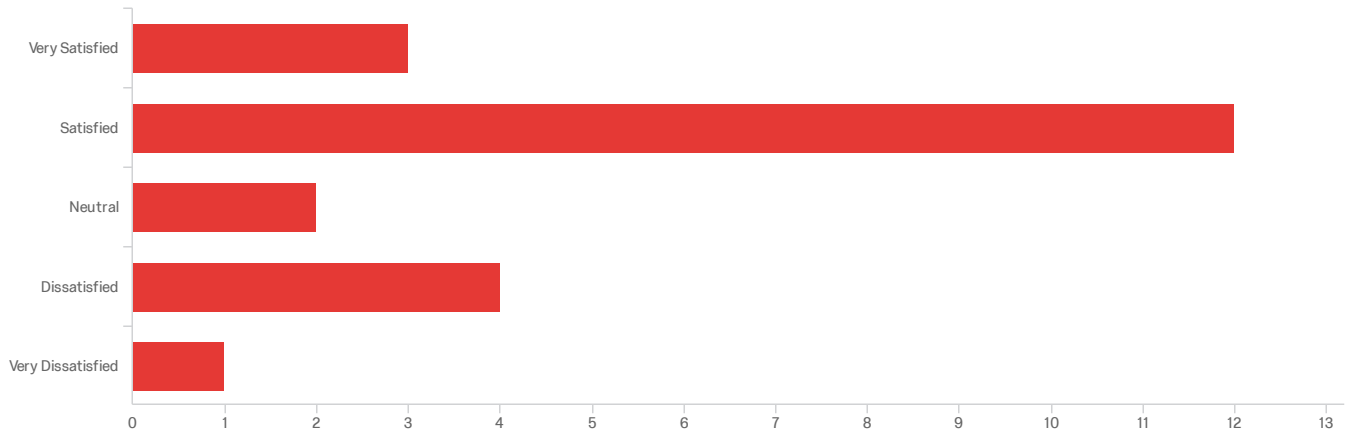


# 2019 Spring BIT Dept Graduation Survey Report

2019 Spring BIT Dept Graduation Exit Survey

January 29, 2020 5:38 PM EST

## Q1 - How would you rate your OVERALL EXPERIENCE at The University of Akron?

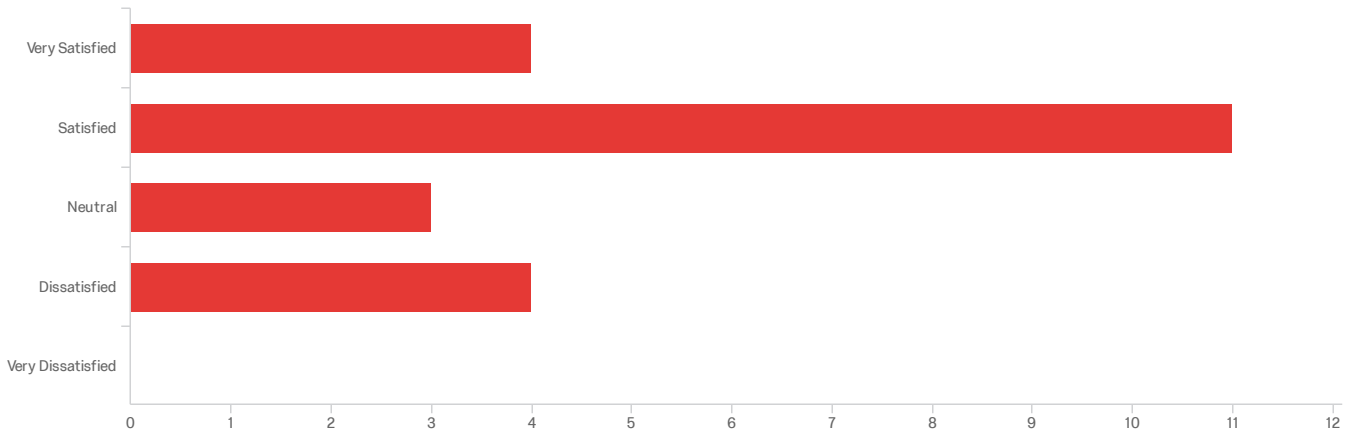


#	Field	Minimum	Maximum	Mean	Std Deviation	Variance	Count
1	How would you rate your OVERALL EXPERIENCE at The University of Akron?	1.00	5.00	2.45	1.08	1.16	22

#	Field	Choice Count
1	Very Satisfied	13.64% 3
2	Satisfied	54.55% 12
3	Neutral	9.09% 2
4	Dissatisfied	18.18% 4
5	Very Dissatisfied	4.55% 1
		22

Showing rows 1 - 6 of 6

Q2 - How would you rate the INSTRUCTIONAL FACILITIES/RESOURCES (such as classroom, lab, instructional technology) at The University of Akron?

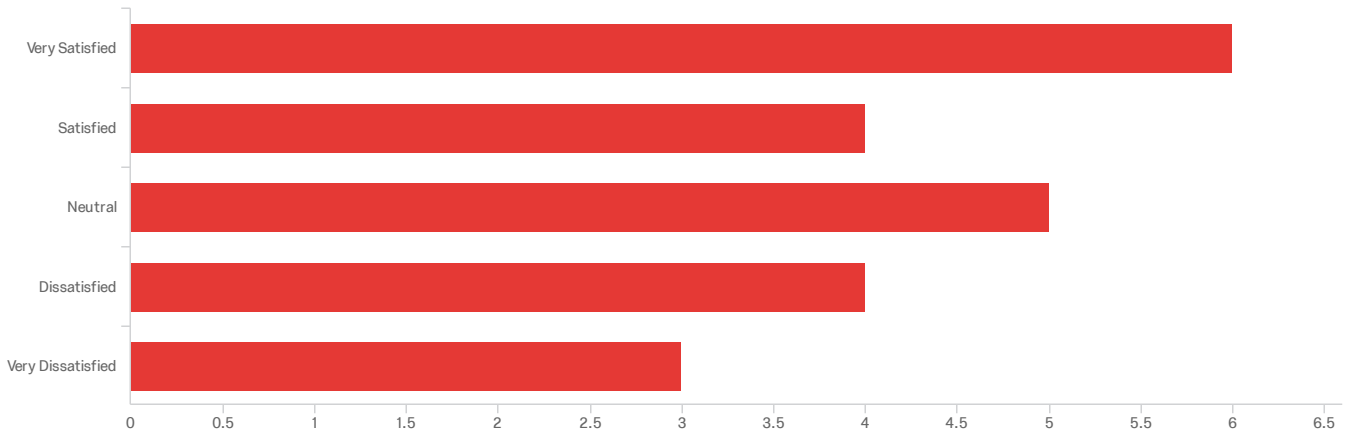


#	Field	Minimum	Maximum	Mean	Std Deviation	Variance	Count
1	How would you rate the INSTRUCTIONAL FACILITIES/RESOURCES (such as classroom, lab, instructional technology) at The University of Akron?	1.00	4.00	2.32	0.97	0.94	22

#	Field	Choice Count
1	Very Satisfied	18.18% 4
2	Satisfied	50.00% 11
3	Neutral	13.64% 3
4	Dissatisfied	18.18% 4
5	Very Dissatisfied	0.00% 0
		22

Showing rows 1 - 6 of 6

Q3 - How would you rate the ADVISING (academic, career, personal) you received at the College of Applied Science & Technology (CAST)?



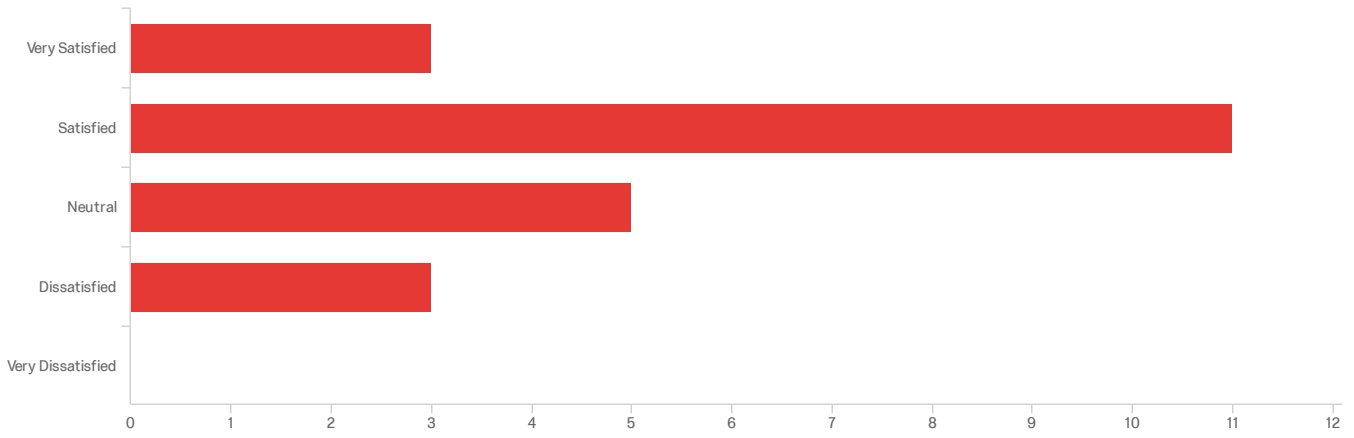
#	Field	Minimum	Maximum	Mean	Std Deviation	Variance	Count
1	How would you rate the ADVISING (academic, career, personal) you received at the College of Applied Science & Technology (CAST)?	1.00	5.00	2.73	1.39	1.93	22

#	Field	Choice Count
1	Very Satisfied	27.27% 6
2	Satisfied	18.18% 4
3	Neutral	22.73% 5
4	Dissatisfied	18.18% 4
5	Very Dissatisfied	13.64% 3
		22

Showing rows 1 - 6 of 6

## Q4 - How would you rate the Business & Information Technology department's

### INSTRUCTORS in your MAJOR courses?

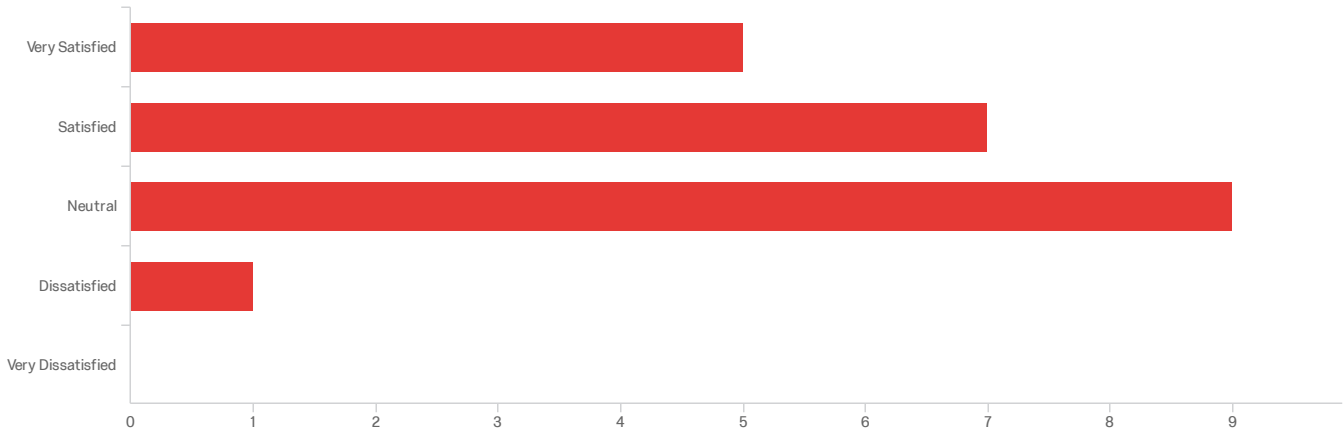


#	Field	Minimum	Maximum	Mean	Std Deviation	Variance	Count
1	How would you rate the Business & Information Technology department's INSTRUCTORS in your MAJOR courses?	1.00	4.00	2.36	0.88	0.78	22

#	Field	Choice Count
1	Very Satisfied	13.64% 3
2	Satisfied	50.00% 11
3	Neutral	22.73% 5
4	Dissatisfied	13.64% 3
5	Very Dissatisfied	0.00% 0
		22

Showing rows 1 - 6 of 6

Q5 - How would you rate the Business & Information Technology department's INSTRUCTORS in your BUSINESS CORE courses (such as Intro to Business, Accounting, Management, Human Resource Management, Business Software Applications)?



#	Field	Minimum	Maximum	Mean	Std Deviation	Variance	Count
1	How would you rate the Business & Information Technology department's INSTRUCTORS in your BUSINESS CORE courses (such as Intro to Business, Accounting, Management, Human Resource Management, Business Software Applications)?	1.00	4.00	2.27	0.86	0.74	22

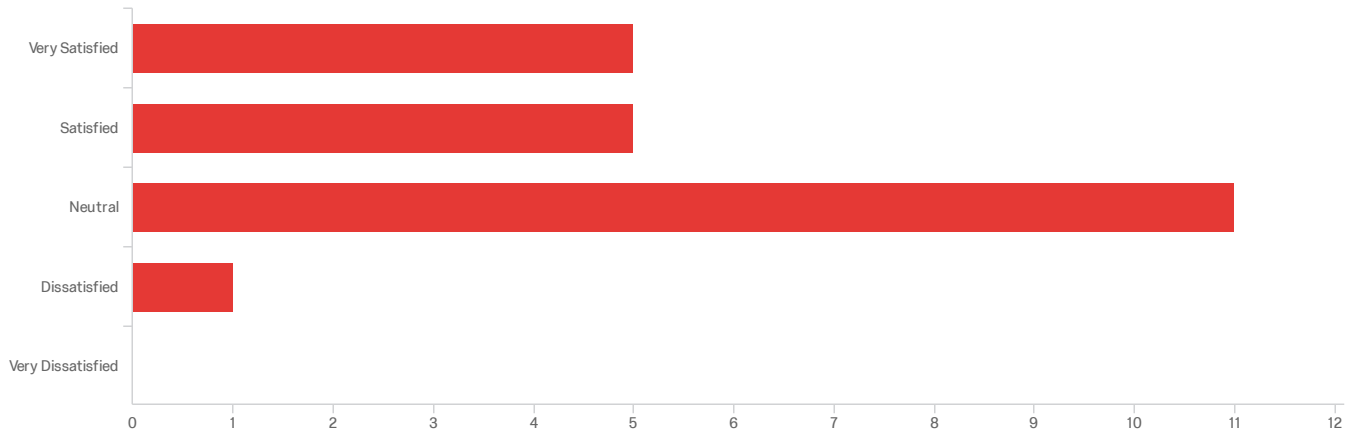
#	Field	Choice Count
1	Very Satisfied	22.73% 5
2	Satisfied	31.82% 7
3	Neutral	40.91% 9
4	Dissatisfied	4.55% 1
5	Very Dissatisfied	0.00% 0
		22

Showing rows 1 - 6 of 6

Q6 - How would you rate the INSTRUCTORS in your GENERAL EDUCATION courses

(such as English Composition, Oral Communication, Mathematics/Statistics, Natural

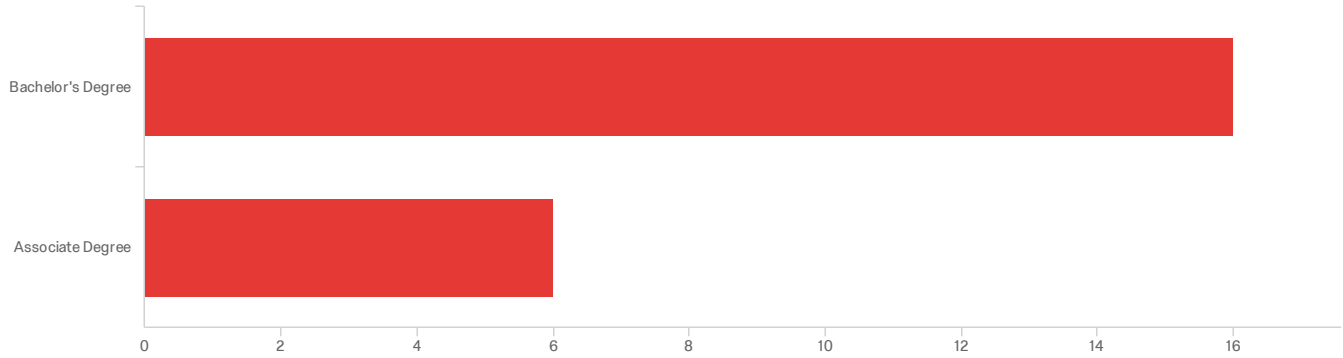
Science, Social Science, Humanities, and Diversity)?



#	Field	Minimum	Maximum	Mean	Std Deviation	Variance	Count
1	How would you rate the INSTRUCTORS in your GENERAL EDUCATION courses (such as English Composition, Oral Communication, Mathematics/Statistics, Natural Science, Social Science, Humanities, and Diversity)?	1.00	4.00	2.36	0.88	0.78	22

#	Field	Choice Count
1	Very Satisfied	22.73% 5
2	Satisfied	22.73% 5
3	Neutral	50.00% 11
4	Dissatisfied	4.55% 1
5	Very Dissatisfied	0.00% 0
		22

# Q7 - What is the highest degree you are about to earn from the Department of Business & Information Technology?



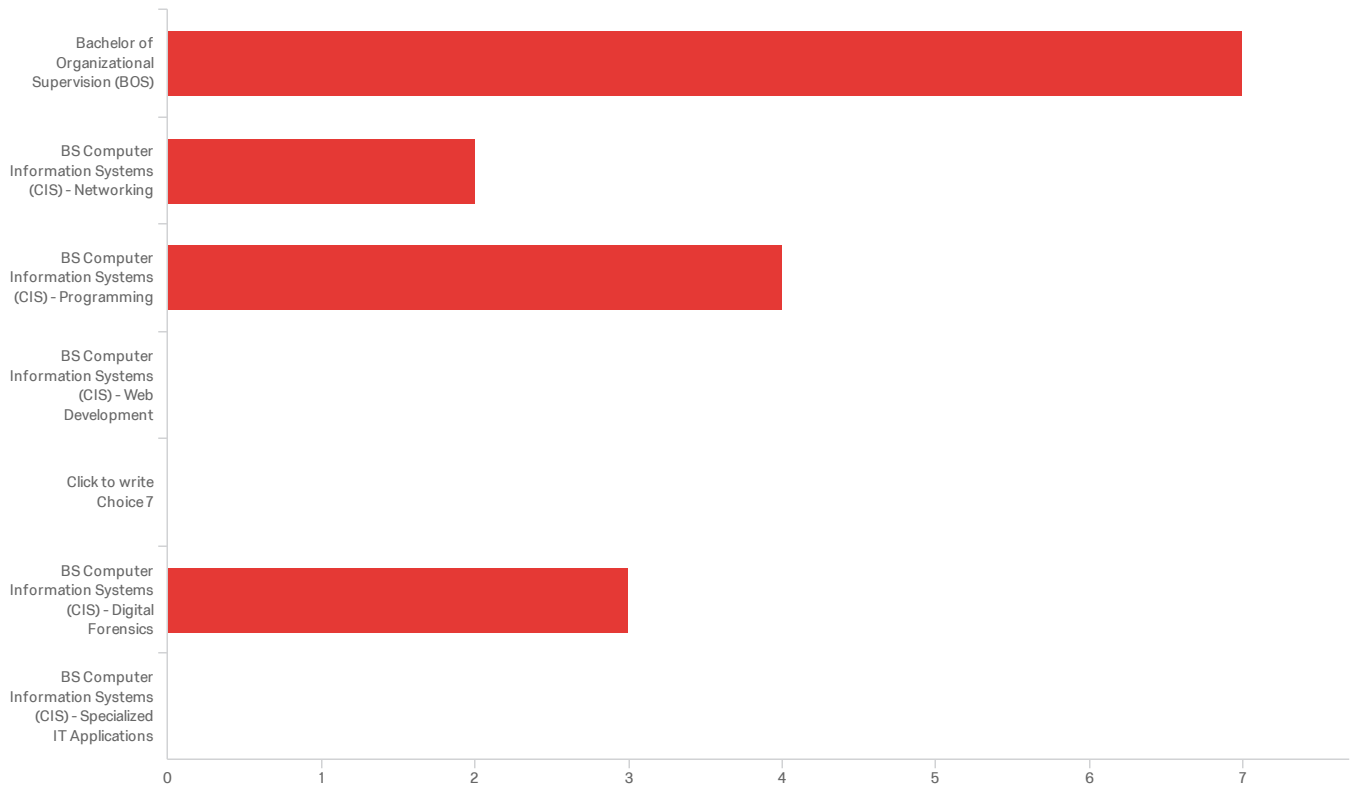
#	Field	Minimum	Maximum	Mean	Std Deviation	Variance	Count
1	What is the highest degree you are about to earn from the Department of Business & Information Technology?	1.00	2.00	1.27	0.45	0.20	22

#	Field	Choice Count
1	Bachelor's Degree	72.73% 16
2	Associate Degree	27.27% 6

22

Showing rows 1 - 3 of 3

## Q8 - If you are earning a bachelor's degree, which PROGRAM OPTION did you pursue?



#	Field	Minimum	Maximum	Mean	Std Deviation	Variance	Count
1	If you are earning a bachelor's degree, which PROGRAM OPTION did you pursue?	1.00	6.00	2.56	1.84	3.37	16

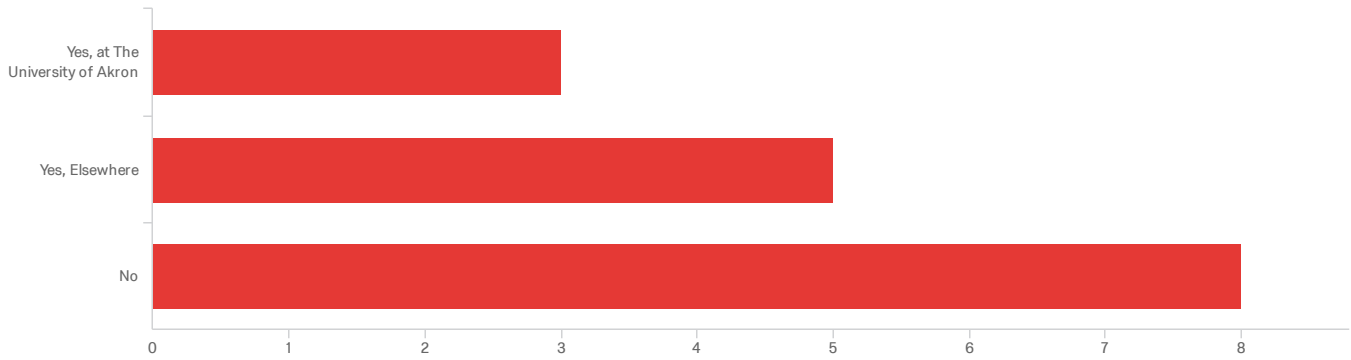
  

#	Field	Choice Count
1	Bachelor of Organizational Supervision (BOS)	43.75% 7
2	BS Computer Information Systems (CIS) - Networking	12.50% 2
3	BS Computer Information Systems (CIS) - Programming	25.00% 4
4	BS Computer Information Systems (CIS) - Web Development	0.00% 0
5	Click to write Choice 7	0.00% 0
6	BS Computer Information Systems (CIS) - Digital Forensics	18.75% 3
7	BS Computer Information Systems (CIS) - Specialized IT Applications	0.00% 0
		16





Q9 - If you are earning a bachelor's degree, are you considering CONTINUING your EDUCATION in a GRADUATE PROGRAM?



#	Field	Minimum	Maximum	Mean	Std Deviation	Variance	Count
1	If you are earning a bachelor's degree, are you considering CONTINUING your EDUCATION in a GRADUATE PROGRAM?	1.00	3.00	2.31	0.77	0.59	16

#	Field	Choice Count
1	Yes, at The University of Akron	18.75% 3
2	Yes, Elsewhere	31.25% 5
3	No	50.00% 8
		16

Showing rows 1 - 4 of 4

Q10 - If you are earning an associate degree, which PROGRAM OPTION/TRACK did you pursue?



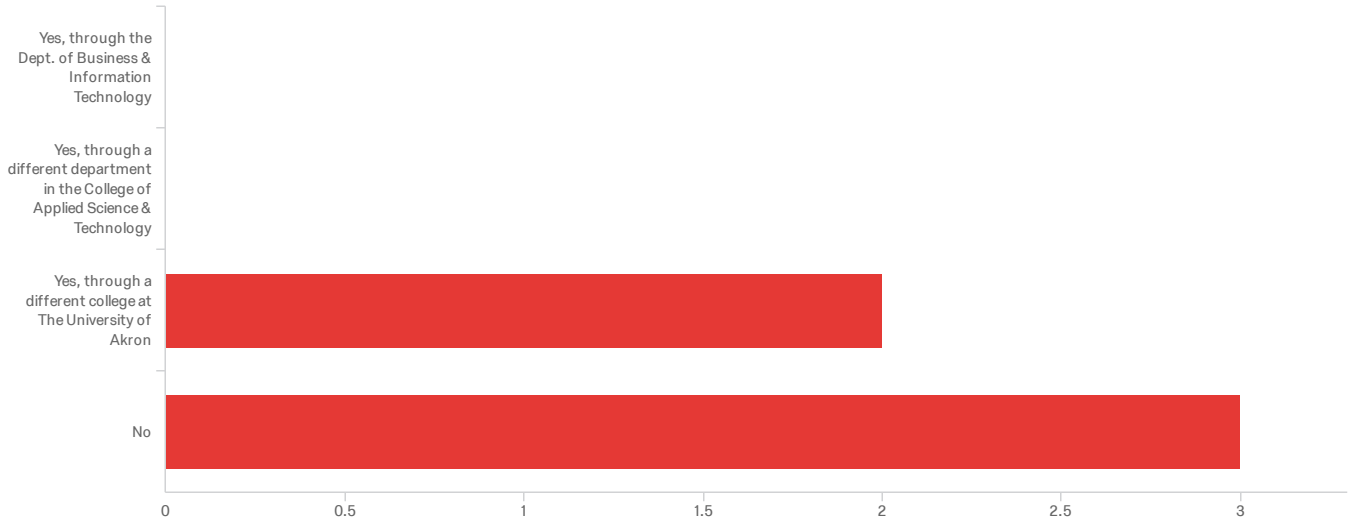
#	Field	Minimum	Maximum	Mean	Std Deviation	Variance	Count
1	If you are earning an associate degree, which PROGRAM OPTION/TRACK did you pursue?	1.00	8.00	4.25	2.49	6.19	4

#	Field	Choice Count
---	-------	--------------

#	Field	Choice Count
1	AAB Business Management Technology (BMT) - General Business	25.00% 1
2	AAB Business Management Technology (BMT) - Accounting	0.00% 0
3	AAB Business Management Technology (BMT) - Small Business Management	0.00% 0
4	AAB Computer Information Systems (CIS) - Cisco Networking	50.00% 2
5	AAB Computer Information Systems (CIS) - Microsoft Networking	0.00% 0
6	AAB Computer Information Systems (CIS) - Programming	0.00% 0
7	AAB Computer Information Systems (CIS) - Web Development	0.00% 0
8	AAB Hospitality Management (HM) - Culinary Arts	25.00% 1
9	AAB Hospitality Management (HM) - Hotel/Lodging Management	0.00% 0
10	AAB Marketing & Sales Technology (MST) - Advertising/Sales	0.00% 0
11	AAB Marketing & Sales Technology (MST) - Retail/Fashion	0.00% 0
		4

Showing rows 1 - 12 of 12

# Q11 - If you are earning an associate degree, are you considering CONTINUING your EDUCATION to EARN A BACHELOR'S DEGREE?



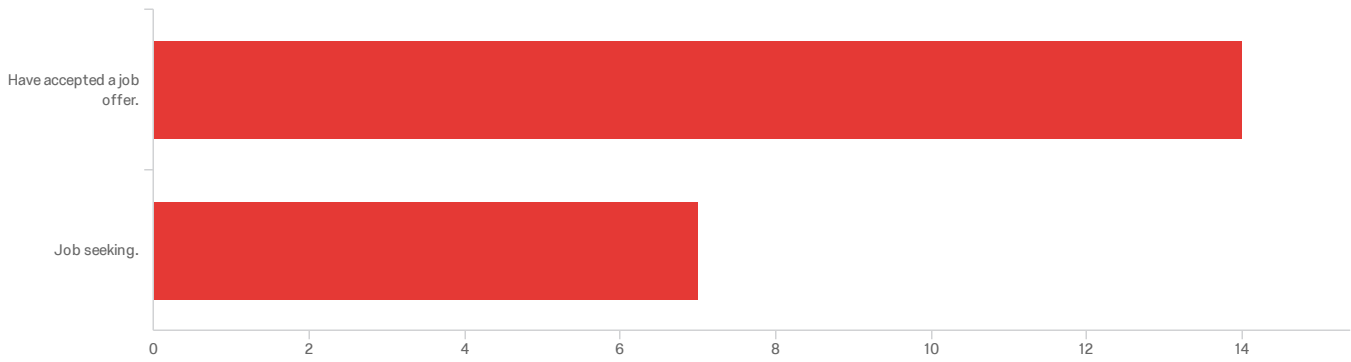
#	Field	Minimum	Maximum	Mean	Std Deviation	Variance	Count
1	If you are earning an associate degree, are you considering CONTINUING your EDUCATION to EARN A BACHELOR'S DEGREE?	3.00	4.00	3.60	0.49	0.24	5

#	Field	Choice Count
1	Yes, through the Dept. of Business & Information Technology	0.00% 0
2	Yes, through a different department in the College of Applied Science & Technology	0.00% 0
3	Yes, through a different college at The University of Akron	40.00% 2
4	No	60.00% 3

5

Showing rows 1 - 5 of 5

## Q12 - What is your current EMPLOYMENT STATUS?



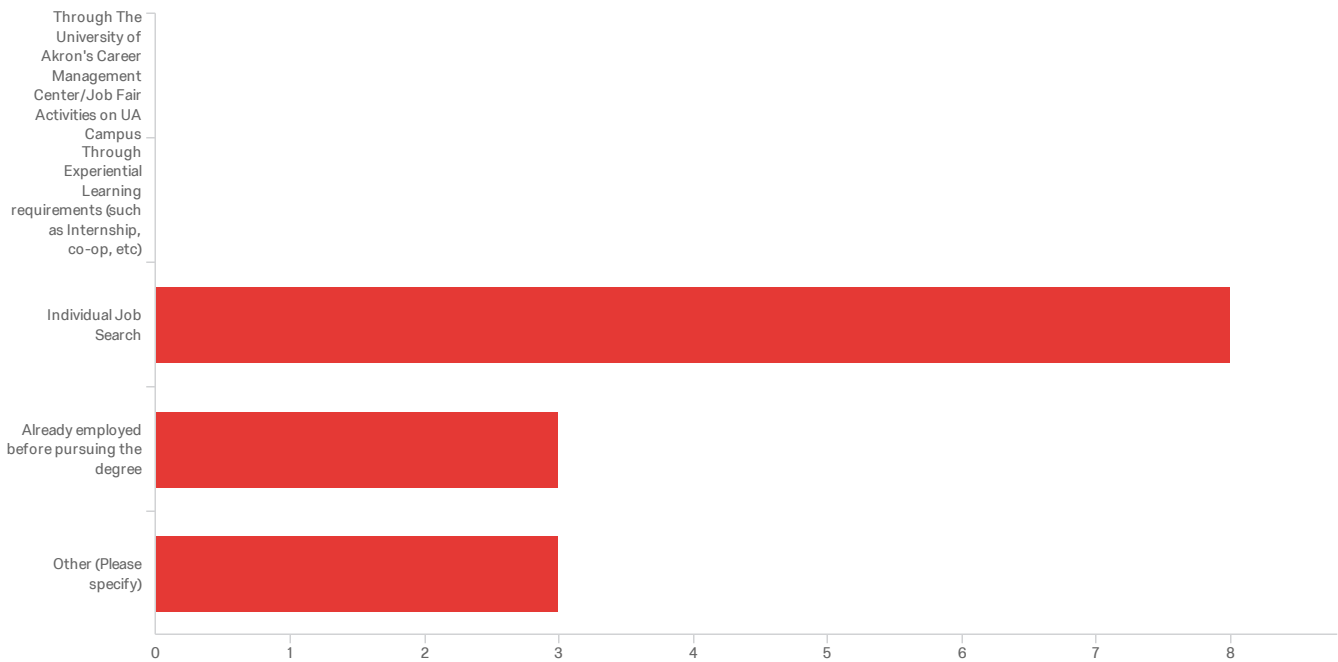
#	Field	Minimum	Maximum	Mean	Std Deviation	Variance	Count
1	What is your current EMPLOYMENT STATUS?	1.00	2.00	1.33	0.47	0.22	21

#	Field	Choice Count
1	Have accepted a job offer.	66.67% 14
2	Job seeking.	33.33% 7

21

Showing rows 1 - 3 of 3

## Q13 - If you have accepted a job offer, how did you FIND THE JOB?



#	Field	Minimum	Maximum	Mean	Std Deviation	Variance	Count
1	If you have accepted a job offer, how did you FIND THE JOB? - Selected Choice	3.00	5.00	3.64	0.81	0.66	14

#	Field	Choice Count
1	Through The University of Akron's Career Management Center/Job Fair Activities on UA Campus	0.00% 0
2	Through Experiential Learning requirements (such as Internship, co-op, etc)	0.00% 0
3	Individual Job Search	57.14% 8
4	Already employed before pursuing the degree	21.43% 3
5	Other (Please specify)	21.43% 3
		14

Showing rows 1 - 6 of 6

### Q13\_4\_TEXT - Other (Please specify)

Other (Please specify)

Other (Please specify)

---

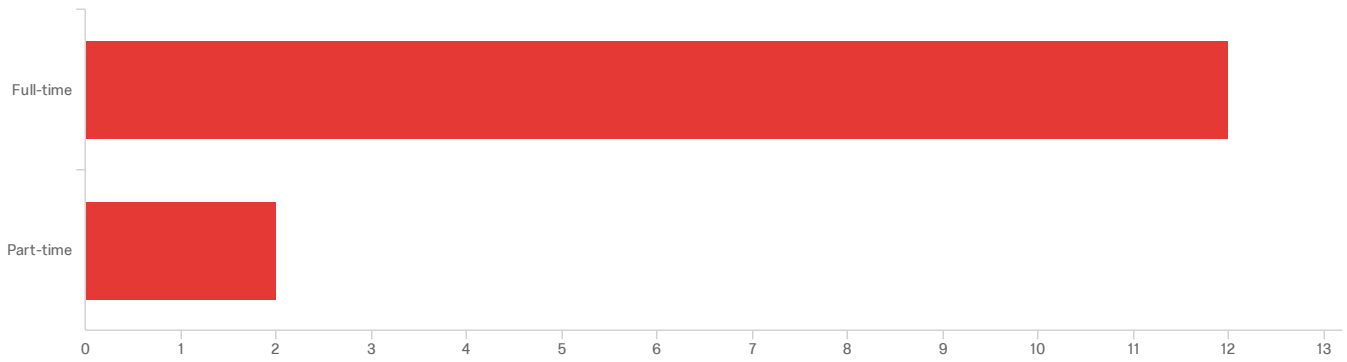
I run two companies that I started during my time here at Akron.

Reference

Superior Staffing contacted me



## Q14 - If you have accepted a job offer, is the job FULL-TIME or PART-TIME?



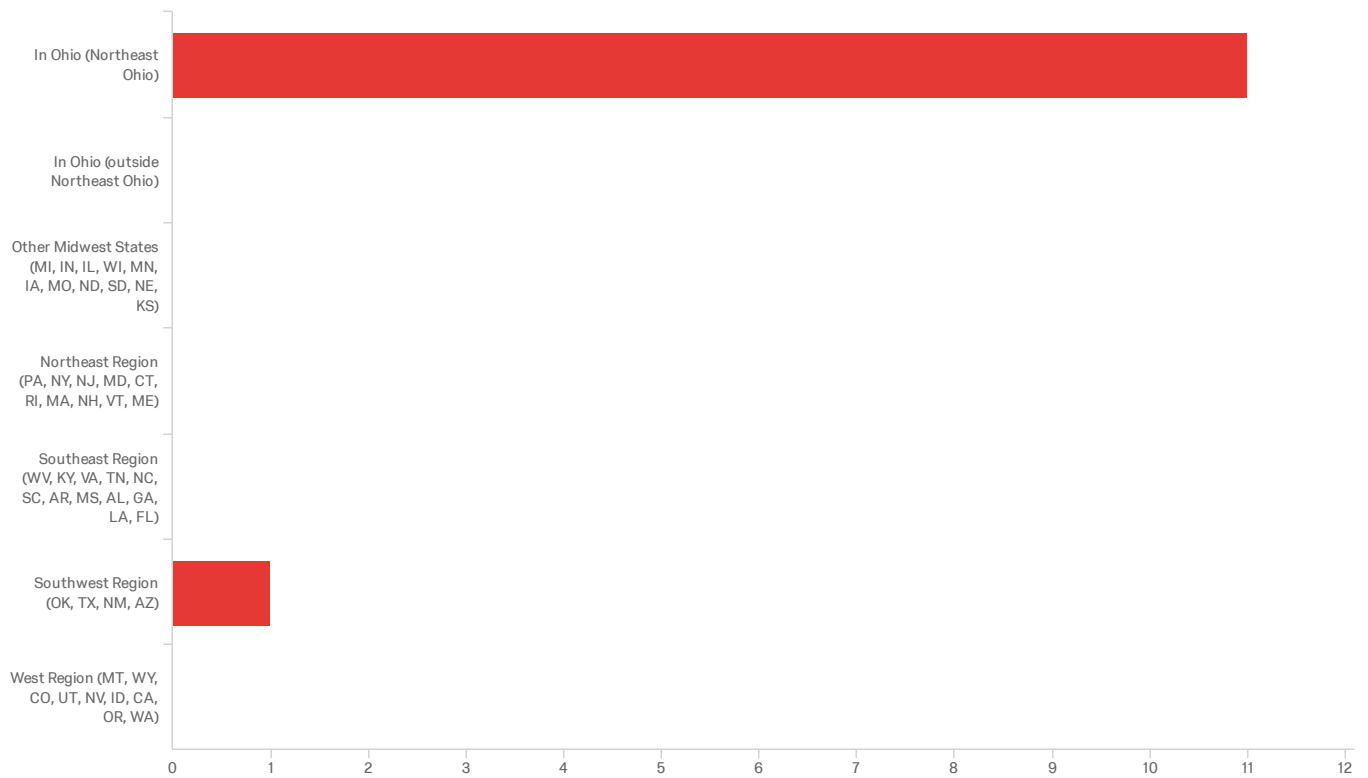
#	Field	Minimum	Maximum	Mean	Std Deviation	Variance	Count
1	If you have accepted a job offer, is the job FULL-TIME or PART-TIME?	1.00	2.00	1.14	0.35	0.12	14

#	Field	Choice Count
1	Full-time	85.71% 12
2	Part-time	14.29% 2

14

Showing rows 1 - 3 of 3

## Q15 - If you have accepted a full-time job offer, which REGION is the job LOCATED?

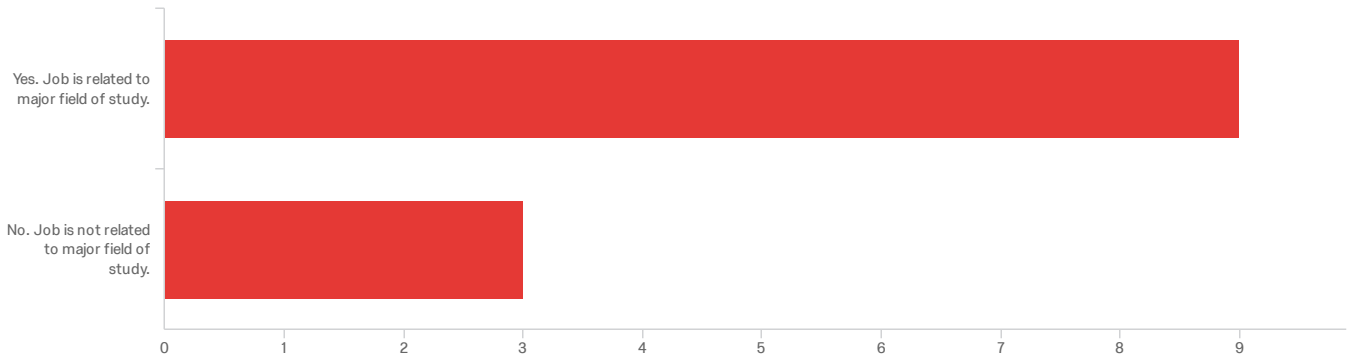


#	Field	Minimum	Maximum	Mean	Std Deviation	Variance	Count
1	If you have accepted a full-time job offer, which REGION is the job LOCATED?	1.00	6.00	1.42	1.38	1.91	12

#	Field	Choice Count
1	In Ohio (Northeast Ohio)	91.67% 11
2	In Ohio (outside Northeast Ohio)	0.00% 0
3	Other Midwest States (MI, IN, IL, WI, MN, IA, MO, ND, SD, NE, KS)	0.00% 0
4	Northeast Region (PA, NY, NJ, MD, CT, RI, MA, NH, VT, ME)	0.00% 0
5	Southeast Region (WV, KY, VA, TN, NC, SC, AR, MS, AL, GA, LA, FL)	0.00% 0
6	Southwest Region (OK, TX, NM, AZ)	8.33% 1
7	West Region (MT, WY, CO, UT, NV, ID, CA, OR, WA)	0.00% 0
		12

# Q16 - If you have accepted a full-time job offer, is the job RELATED to your MAJOR

## FIELD OF STUDY?



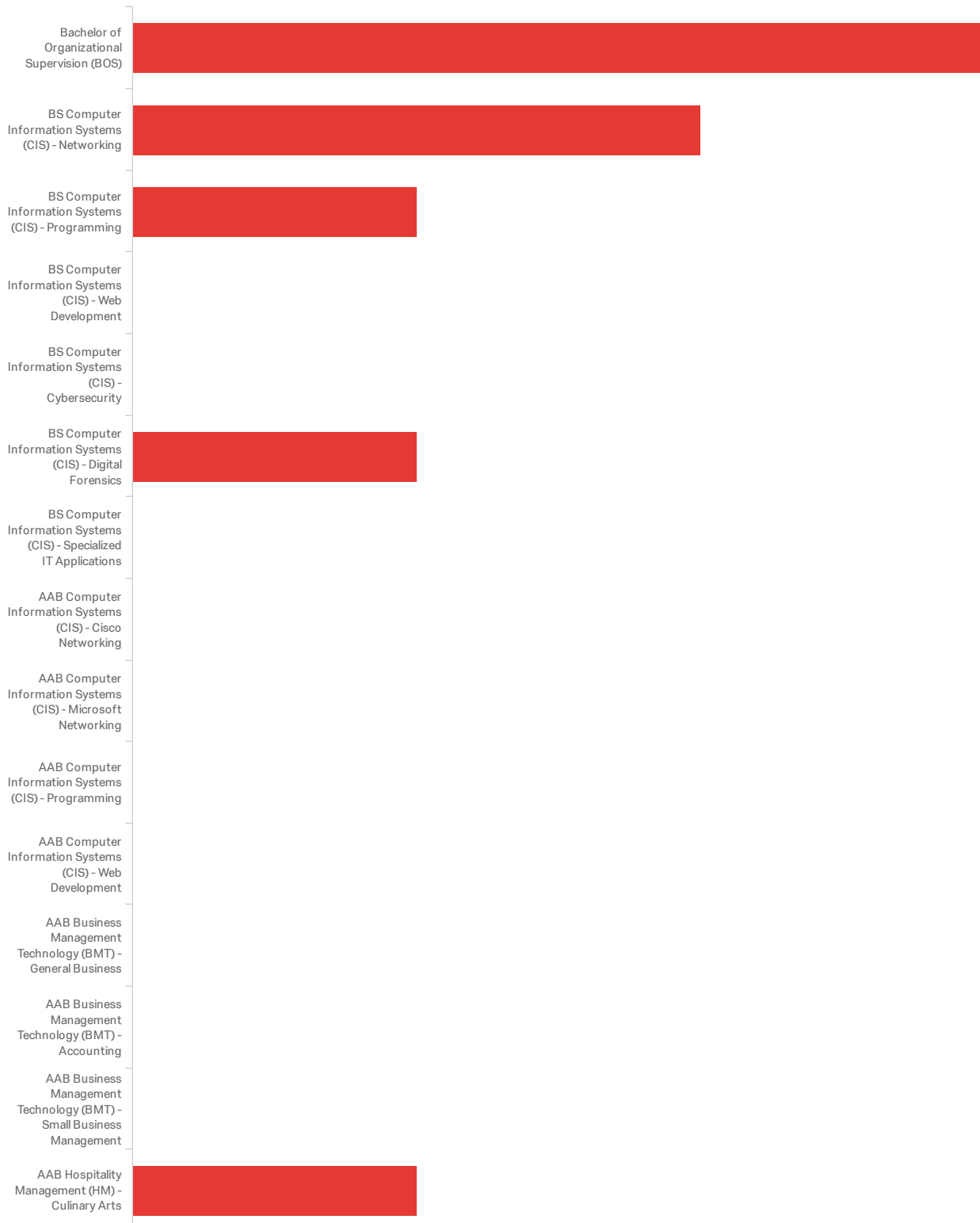
#	Field	Minimum	Maximum	Mean	Std Deviation	Variance	Count
1	If you have accepted a full-time job offer, is the job RELATED to your MAJOR FIELD OF STUDY?	1.00	2.00	1.25	0.43	0.19	12

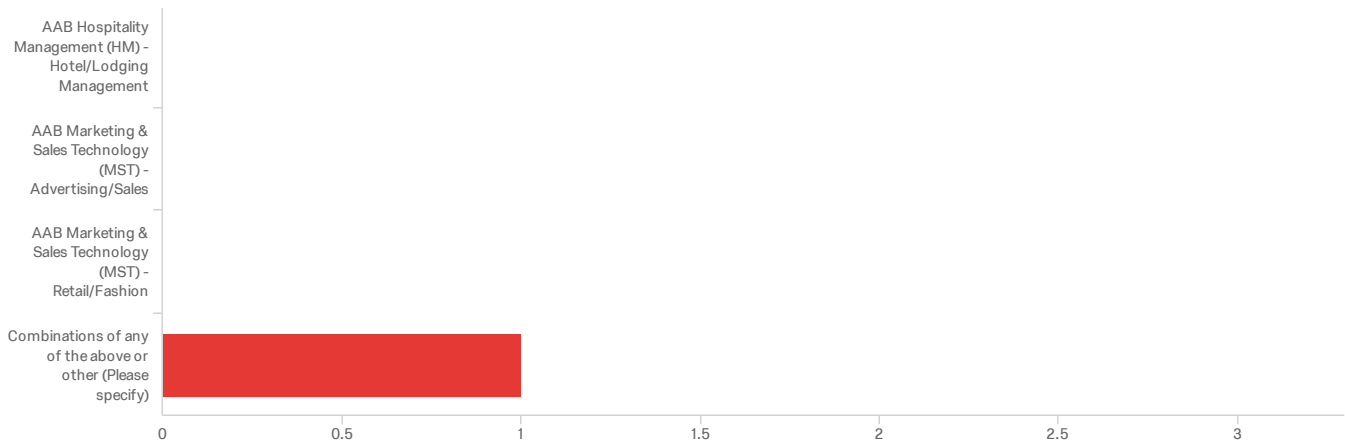
#	Field	Choice Count
1	Yes. Job is related to major field of study.	75.00% 9
2	No. Job is not related to major field of study.	25.00% 3

12

Showing rows 1 - 3 of 3

Q17 - If you have accepted a full-time job offer that is related to your major field of study, please indicate which of the following DEGREE PROGRAMS CONTRIBUTED to your EMPLOYMENT or job offer.





#	Field	Minimum	Maximum	Mean	Std Deviation	Variance	Count
1	If you have accepted a full-time job offer that is related to your major field of study, please indicate which of the following DEGREE PROGRAMS CONTRIBUTED to your EMPLOYMENT or job offer. - Selected Choice	1.00	19.00	5.56	6.36	40.47	9

#	Field	Choice Count
1	Bachelor of Organizational Supervision (BOS)	33.33% 3
2	BS Computer Information Systems (CIS) - Networking	22.22% 2
3	BS Computer Information Systems (CIS) - Programming	11.11% 1
4	BS Computer Information Systems (CIS) - Web Development	0.00% 0
5	BS Computer Information Systems (CIS) - Cybersecurity	0.00% 0
6	BS Computer Information Systems (CIS) - Digital Forensics	11.11% 1
7	BS Computer Information Systems (CIS) - Specialized IT Applications	0.00% 0
8	AAB Computer Information Systems (CIS) - Cisco Networking	0.00% 0
9	AAB Computer Information Systems (CIS) - Microsoft Networking	0.00% 0
10	AAB Computer Information Systems (CIS) - Programming	0.00% 0
11	AAB Computer Information Systems (CIS) - Web Development	0.00% 0
12	AAB Business Management Technology (BMT) - General Business	0.00% 0
13	AAB Business Management Technology (BMT) - Accounting	0.00% 0
14	AAB Business Management Technology (BMT) - Small Business Management	0.00% 0
15	AAB Hospitality Management (HM) - Culinary Arts	11.11% 1

#	Field	Choice Count
16	AAB Hospitality Management (HM) - Hotel/Lodging Management	0.00% 0
17	AAB Marketing & Sales Technology (MST) - Advertising/Sales	0.00% 0
18	AAB Marketing & Sales Technology (MST) - Retail/Fashion	0.00% 0
19	Combinations of any of the above or other (Please specify)	11.11% 1
		9

Showing rows 1 - 20 of 20

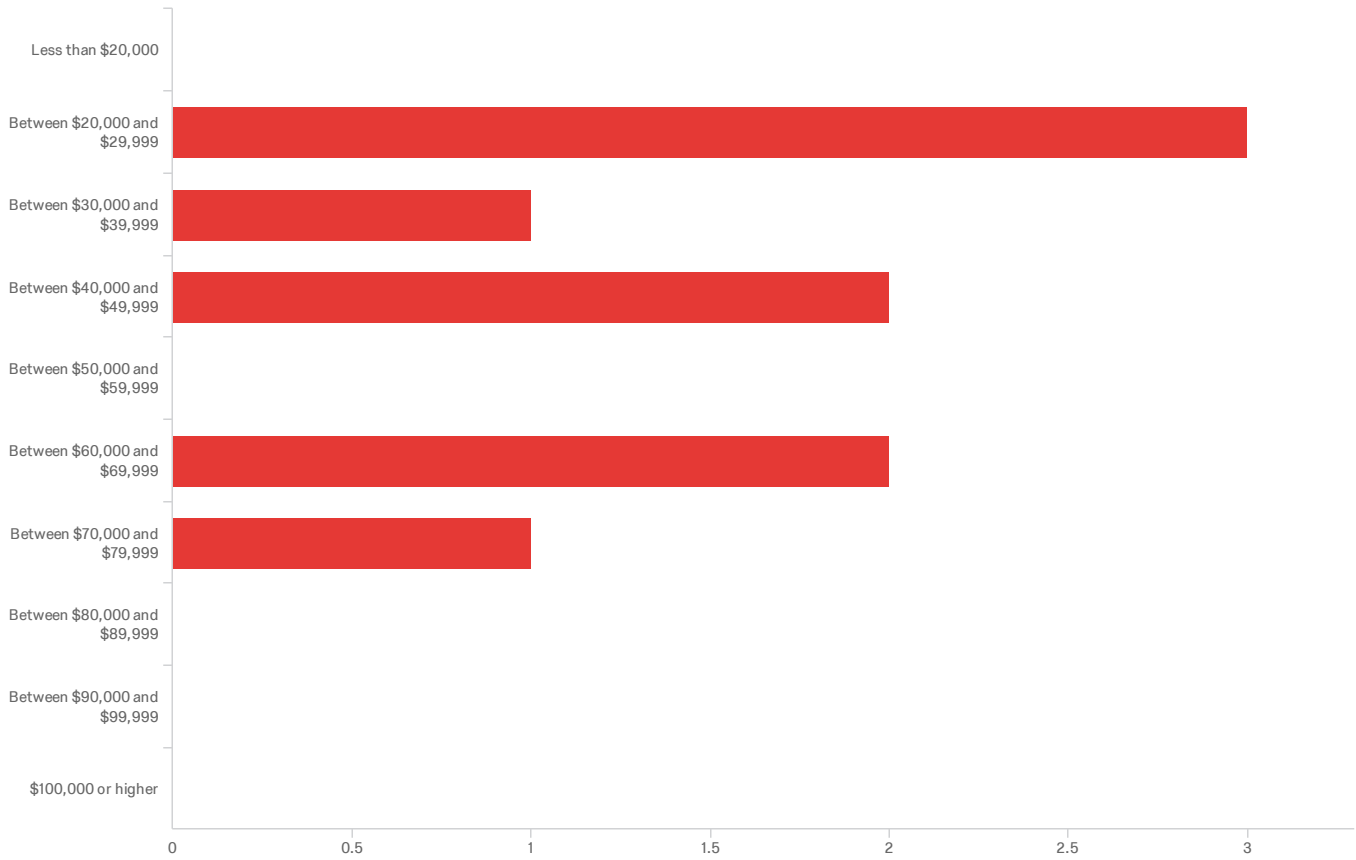
Q17\_4\_TEXT - Combinations of any of the above or other (Please specify)

Combinations of any of the above or other (Please specify)

---

Liberal Arts & Culinary Arts

Q18 - If you have accepted a full-time job offer that is related to your major field of study, what is your ANNUAL SALARY RANGE?



#	Field	Minimum	Maximum	Mean	Std Deviation	Variance	Count
1	If you have accepted a full-time job offer that is related to your major field of study, what is your ANNUAL SALARY RANGE?	2.00	7.00	4.00	1.83	3.33	9

#	Field	Choice Count
1	Less than \$20,000	0.00% 0
2	Between \$20,000 and \$29,999	33.33% 3
3	Between \$30,000 and \$39,999	11.11% 1
4	Between \$40,000 and \$49,999	22.22% 2
5	Between \$50,000 and \$59,999	0.00% 0

#	Field	Choice Count
6	Between \$60,000 and \$69,999	22.22% 2
7	Between \$70,000 and \$79,999	11.11% 1
8	Between \$80,000 and \$89,999	0.00% 0
9	Between \$90,000 and \$99,999	0.00% 0
10	\$100,000 or higher	0.00% 0

9

Showing rows 1 - 11 of 11



Q19 - If you have accepted a full-time job offer that is related to your major field of study, could you please specify the name of your EMPLOYER below?

If you have accepted a full-time job offer that is related to your major fi...

---

Self Employed

Arconic

Roses Run Country Club & Aramark

The Davey Tree Expert Company

Cisco

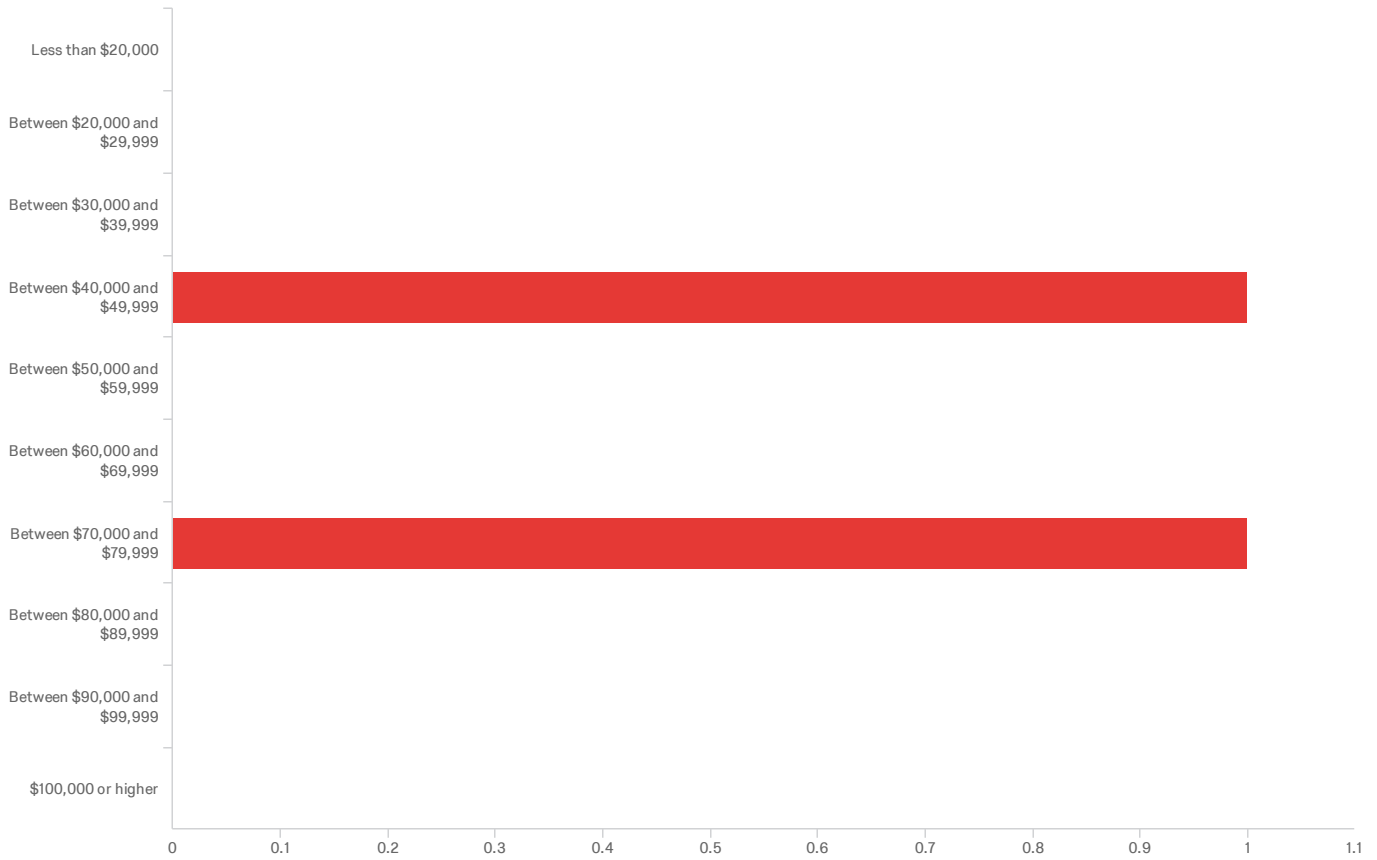
Cleveland Clinic Akron General

RS Hanline

SPARCC

Oriana House

Q20 - If you have accepted a full-time job offer that is NOT related to your major field of study, what is your ANNUAL SALARY RANGE?



#	Field	Minimum	Maximum	Mean	Std Deviation	Variance	Count
1	If you have accepted a full-time job offer that is NOT related to your major field of study, what is your ANNUAL SALARY RANGE?	4.00	7.00	5.50	1.50	2.25	2

#	Field	Choice Count
1	Less than \$20,000	0.00% 0
2	Between \$20,000 and \$29,999	0.00% 0
3	Between \$30,000 and \$39,999	0.00% 0
4	Between \$40,000 and \$49,999	50.00% 1
5	Between \$50,000 and \$59,999	0.00% 0

#	Field	Choice Count
6	Between \$60,000 and \$69,999	0.00% 0
7	Between \$70,000 and \$79,999	50.00% 1
8	Between \$80,000 and \$89,999	0.00% 0
9	Between \$90,000 and \$99,999	0.00% 0
10	\$100,000 or higher	0.00% 0

2

Showing rows 1 - 11 of 11

Q21 - If you have accepted a full-time job offer that is NOT related to your major field of study, could you please specify the name of your EMPLOYER below?

If you have accepted a full-time job offer that is NOT related to your majo...

---

Myself.

Progressive

**End of Report**