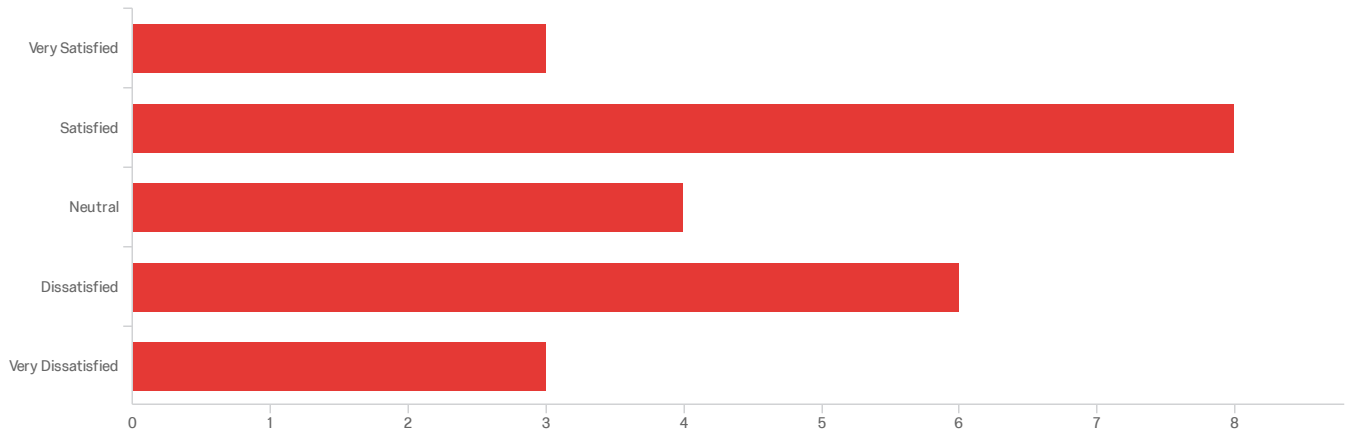


2019 Fall BIT Graduation Survey Report

2019 Fall BIT Dept Graduation Exit Survey

January 29, 2020 5:29 PM EST

Q1 - How would you rate your OVERALL EXPERIENCE at The University of Akron?

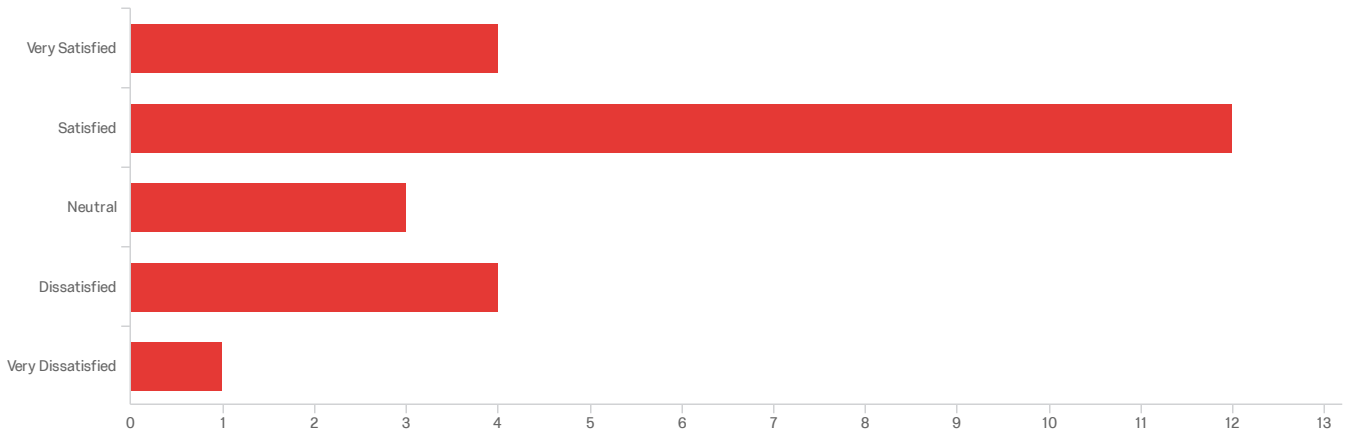


#	Field	Minimum	Maximum	Mean	Std Deviation	Variance	Count
1	How would you rate your OVERALL EXPERIENCE at The University of Akron?	1.00	5.00	2.92	1.26	1.58	24

#	Field	Choice Count
1	Very Satisfied	12.50% 3
2	Satisfied	33.33% 8
3	Neutral	16.67% 4
4	Dissatisfied	25.00% 6
5	Very Dissatisfied	12.50% 3
		24

Showing rows 1 - 6 of 6

Q2 - How would you rate the INSTRUCTIONAL FACILITIES/RESOURCES (such as classroom, lab, instructional technology) at The University of Akron?

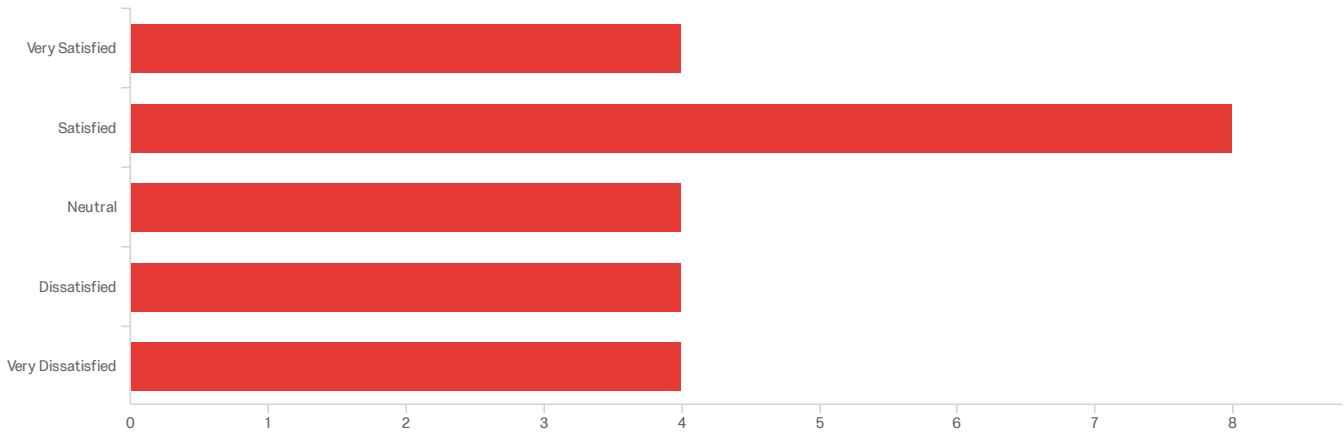


#	Field	Minimum	Maximum	Mean	Std Deviation	Variance	Count
1	How would you rate the INSTRUCTIONAL FACILITIES/RESOURCES (such as classroom, lab, instructional technology) at The University of Akron?	1.00	5.00	2.42	1.08	1.16	24

#	Field	Choice Count
1	Very Satisfied	16.67% 4
2	Satisfied	50.00% 12
3	Neutral	12.50% 3
4	Dissatisfied	16.67% 4
5	Very Dissatisfied	4.17% 1
		24

Showing rows 1 - 6 of 6

Q3 - How would you rate the ADVISING (academic, career, personal) you received at the College of Applied Science & Technology (CAST)?



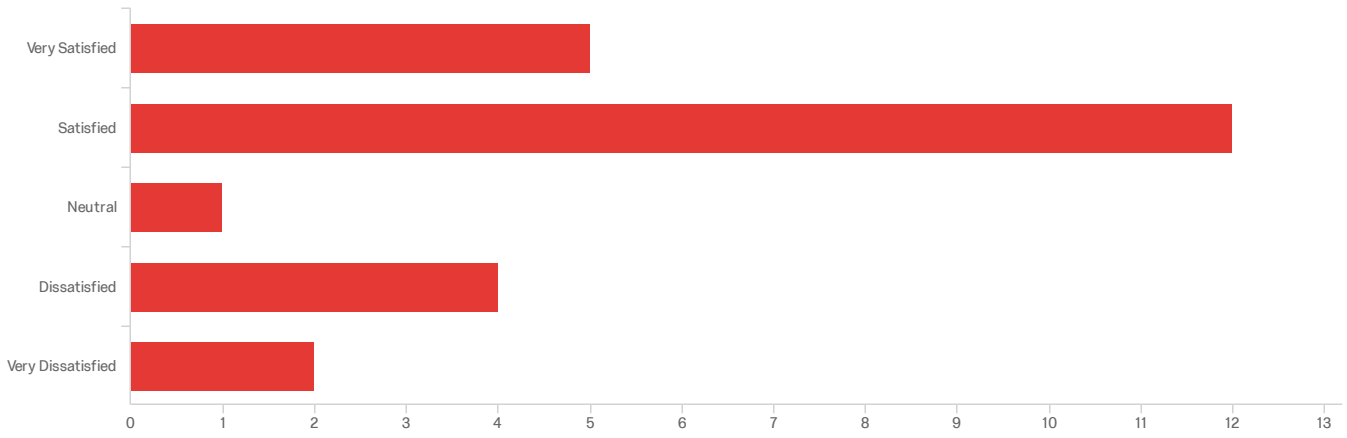
#	Field	Minimum	Maximum	Mean	Std Deviation	Variance	Count
1	How would you rate the ADVISING (academic, career, personal) you received at the College of Applied Science & Technology (CAST)?	1.00	5.00	2.83	1.34	1.81	24

#	Field	Choice Count
1	Very Satisfied	16.67% 4
2	Satisfied	33.33% 8
3	Neutral	16.67% 4
4	Dissatisfied	16.67% 4
5	Very Dissatisfied	16.67% 4
		24

Showing rows 1 - 6 of 6

Q4 - How would you rate the Business & Information Technology department's

INSTRUCTORS in your MAJOR courses?

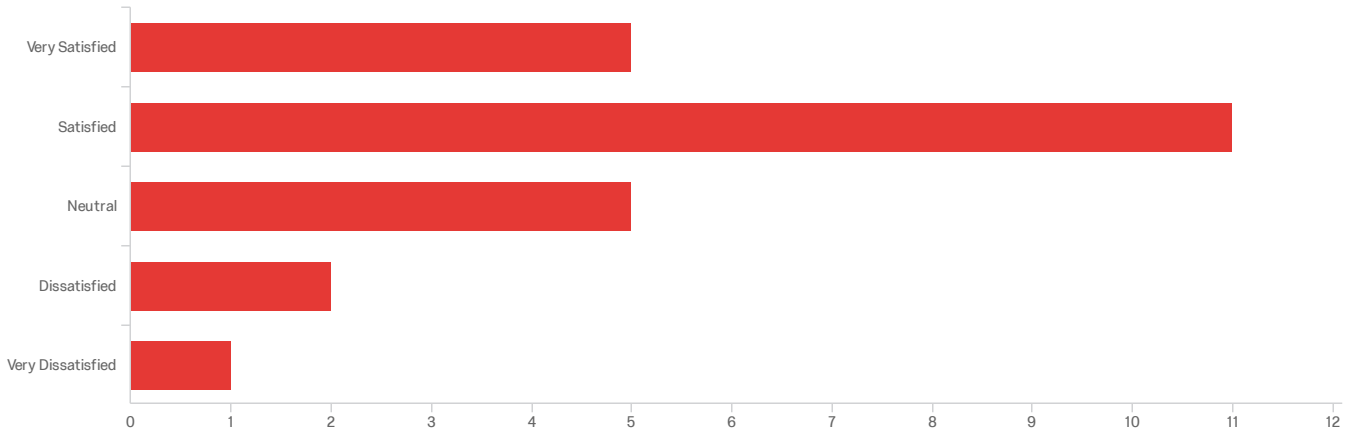


#	Field	Minimum	Maximum	Mean	Std Deviation	Variance	Count
1	How would you rate the Business & Information Technology department's INSTRUCTORS in your MAJOR courses?	1.00	5.00	2.42	1.22	1.49	24

#	Field	Choice Count
1	Very Satisfied	20.83% 5
2	Satisfied	50.00% 12
3	Neutral	4.17% 1
4	Dissatisfied	16.67% 4
5	Very Dissatisfied	8.33% 2
		24

Showing rows 1 - 6 of 6

Q5 - How would you rate the Business & Information Technology department's INSTRUCTORS in your BUSINESS CORE courses (such as Intro to Business, Accounting, Management, Human Resource Management, Business Software Applications)?



#	Field	Minimum	Maximum	Mean	Std Deviation	Variance	Count
1	How would you rate the Business & Information Technology department's INSTRUCTORS in your BUSINESS CORE courses (such as Intro to Business, Accounting, Management, Human Resource Management, Business Software Applications)?	1.00	5.00	2.29	1.02	1.04	24

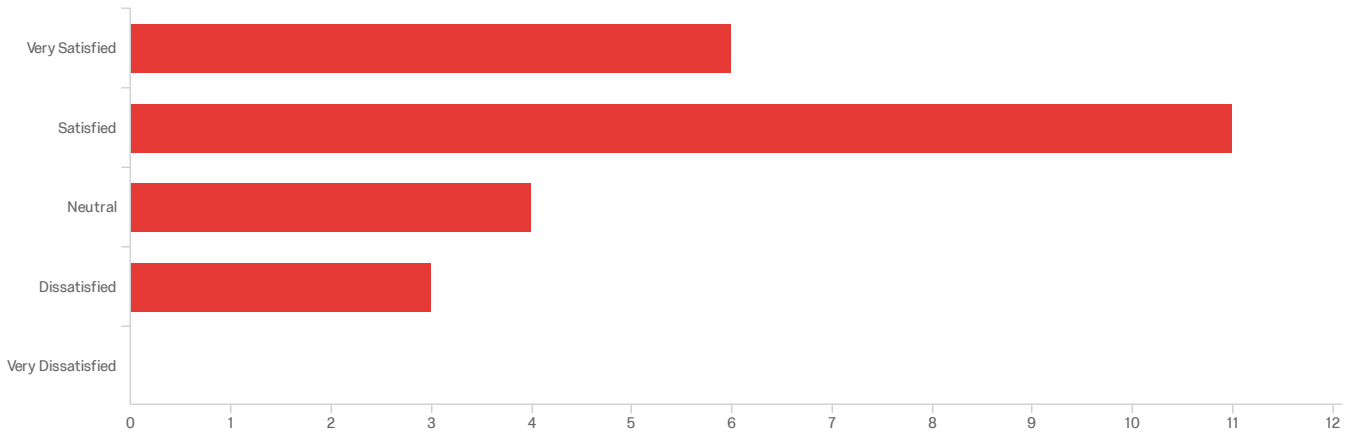
#	Field	Choice Count
1	Very Satisfied	20.83% 5
2	Satisfied	45.83% 11
3	Neutral	20.83% 5
4	Dissatisfied	8.33% 2
5	Very Dissatisfied	4.17% 1
		24

Showing rows 1 - 6 of 6

Q6 - How would you rate the INSTRUCTORS in your GENERAL EDUCATION courses

(such as English Composition, Oral Communication, Mathematics/Statistics, Natural

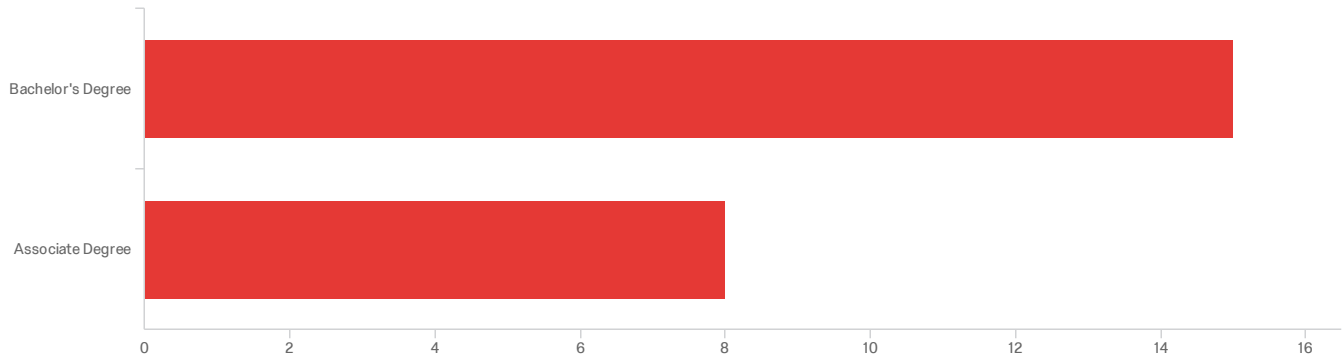
Science, Social Science, Humanities, and Diversity)?



#	Field	Minimum	Maximum	Mean	Std Deviation	Variance	Count
1	How would you rate the INSTRUCTORS in your GENERAL EDUCATION courses (such as English Composition, Oral Communication, Mathematics/Statistics, Natural Science, Social Science, Humanities, and Diversity)?	1.00	4.00	2.17	0.94	0.89	24

#	Field	Choice Count
1	Very Satisfied	25.00% 6
2	Satisfied	45.83% 11
3	Neutral	16.67% 4
4	Dissatisfied	12.50% 3
5	Very Dissatisfied	0.00% 0
		24

Q7 - What is the highest degree you are about to earn from the Department of Business & Information Technology?



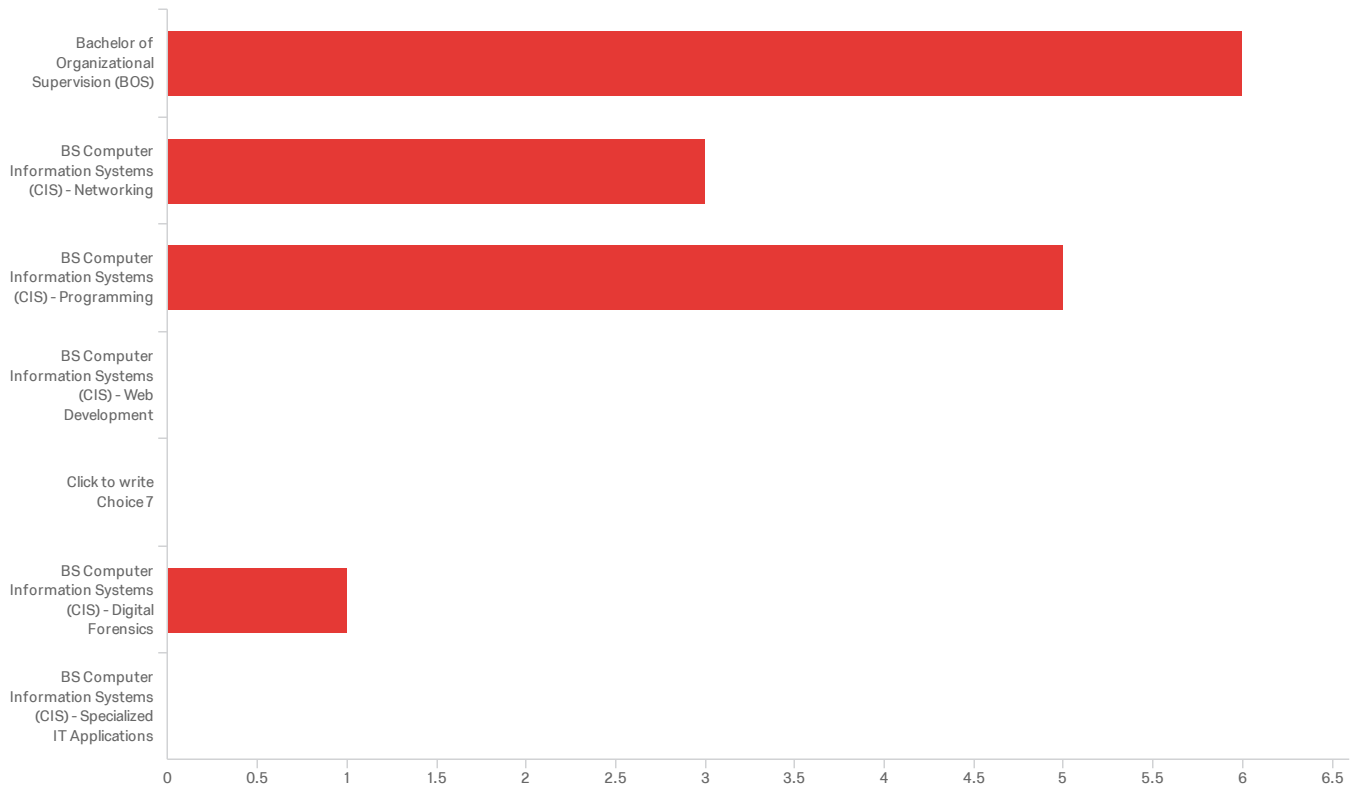
#	Field	Minimum	Maximum	Mean	Std Deviation	Variance	Count
1	What is the highest degree you are about to earn from the Department of Business & Information Technology?	1.00	2.00	1.35	0.48	0.23	23

#	Field	Choice Count
1	Bachelor's Degree	65.22% 15
2	Associate Degree	34.78% 8

23

Showing rows 1 - 3 of 3

Q8 - If you are earning a bachelor's degree, which PROGRAM OPTION did you pursue?



#	Field	Minimum	Maximum	Mean	Std Deviation	Variance	Count
1	If you are earning a bachelor's degree, which PROGRAM OPTION did you pursue?	1.00	6.00	2.20	1.33	1.76	15

#	Field	Choice Count
1	Bachelor of Organizational Supervision (BOS)	40.00% 6
2	BS Computer Information Systems (CIS) - Networking	20.00% 3
3	BS Computer Information Systems (CIS) - Programming	33.33% 5
4	BS Computer Information Systems (CIS) - Web Development	0.00% 0
5	Click to write Choice 7	0.00% 0
6	BS Computer Information Systems (CIS) - Digital Forensics	6.67% 1
7	BS Computer Information Systems (CIS) - Specialized IT Applications	0.00% 0
		15

Q9 - If you are earning a bachelor's degree, are you considering CONTINUING your EDUCATION in a GRADUATE PROGRAM?



Data source misconfigured for this visualization.



Error loading data



Data source misconfigured for this visualization.

Q10 - If you are earning an associate degree, which PROGRAM OPTION/TRACK did you pursue?



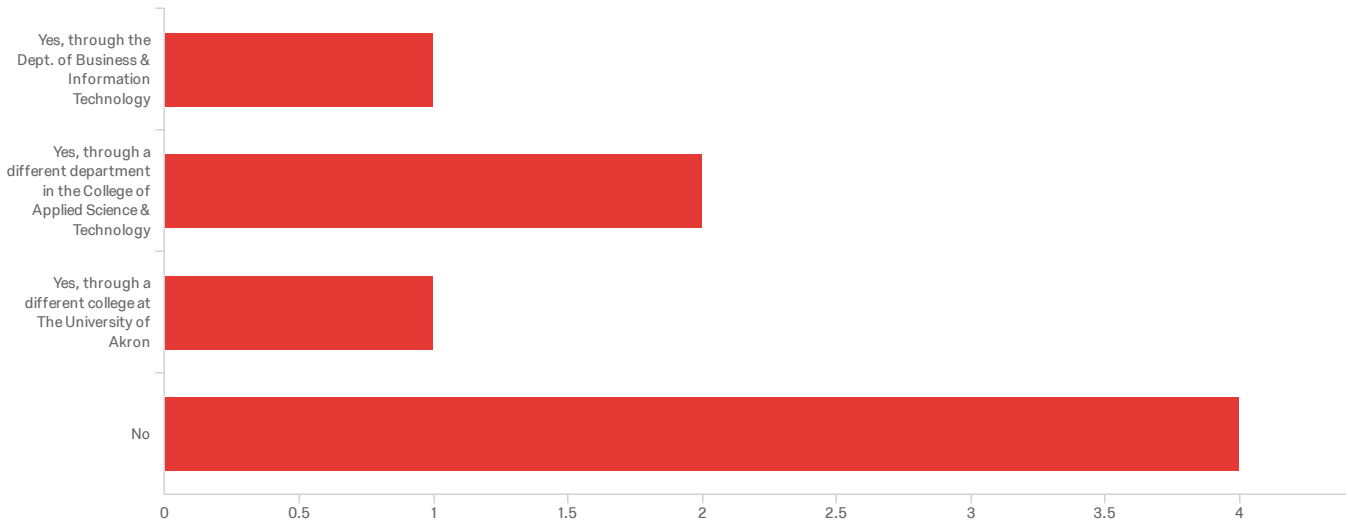
#	Field	Minimum	Maximum	Mean	Std Deviation	Variance	Count
1	If you are earning an associate degree, which PROGRAM OPTION/TRACK did you pursue?	1.00	11.00	5.50	3.57	12.75	8

#	Field	Choice Count
1	AAB Business Management Technology (BMT) - General Business	2
2	AAB Business Management Technology (BMT) - Accounting	1
3	AAB Business Management Technology (BMT) - Small Business Management	0
4	AAB Computer Information Systems (CIS) - Cisco Networking	0
5	AAB Computer Information Systems (CIS) - Microsoft Networking	0
6	AAB Computer Information Systems (CIS) - Programming	2
7	AAB Computer Information Systems (CIS) - Web Development	0
8	AAB Hospitality Management (HM) - Culinary Arts	1
9	AAB Hospitality Management (HM) - Hotel/Lodging Management	1
10	AAB Marketing & Sales Technology (MST) - Advertising/Sales	0
11	AAB Marketing & Sales Technology (MST) - Retail/Fashion	1

#	Field	Choice Count
1	AAB Business Management Technology (BMT) - General Business	25.00% 2
2	AAB Business Management Technology (BMT) - Accounting	12.50% 1
3	AAB Business Management Technology (BMT) - Small Business Management	0.00% 0
4	AAB Computer Information Systems (CIS) - Cisco Networking	0.00% 0
5	AAB Computer Information Systems (CIS) - Microsoft Networking	0.00% 0
6	AAB Computer Information Systems (CIS) - Programming	25.00% 2
7	AAB Computer Information Systems (CIS) - Web Development	0.00% 0
8	AAB Hospitality Management (HM) - Culinary Arts	12.50% 1
9	AAB Hospitality Management (HM) - Hotel/Lodging Management	12.50% 1
10	AAB Marketing & Sales Technology (MST) - Advertising/Sales	0.00% 0
11	AAB Marketing & Sales Technology (MST) - Retail/Fashion	12.50% 1
		8

Showing rows 1 - 12 of 12

Q11 - If you are earning an associate degree, are you considering CONTINUING your EDUCATION to EARN A BACHELOR'S DEGREE?



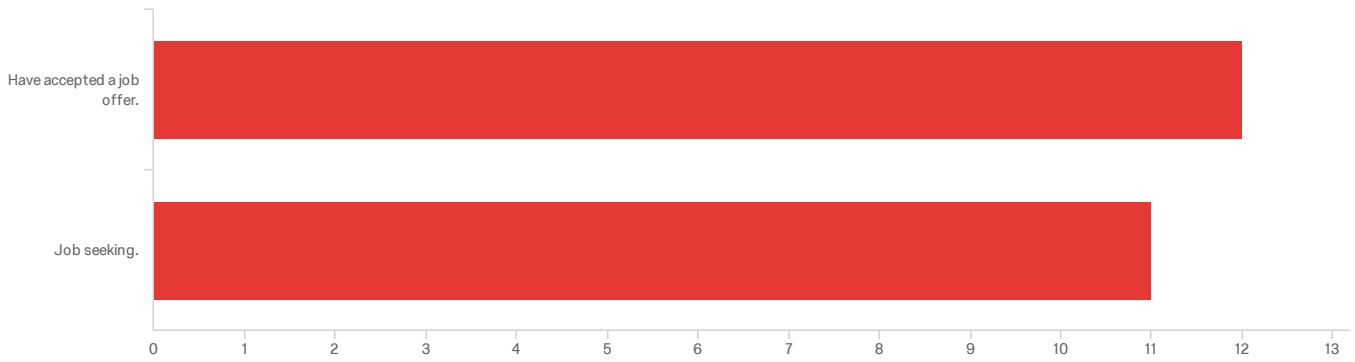
#	Field	Minimum	Maximum	Mean	Std Deviation	Variance	Count
1	If you are earning an associate degree, are you considering CONTINUING your EDUCATION to EARN A BACHELOR'S DEGREE?	1.00	4.00	3.00	1.12	1.25	8

#	Field	Choice Count
1	Yes, through the Dept. of Business & Information Technology	12.50% 1
2	Yes, through a different department in the College of Applied Science & Technology	25.00% 2
3	Yes, through a different college at The University of Akron	12.50% 1
4	No	50.00% 4

8

Showing rows 1 - 5 of 5

Q12 - What is your current EMPLOYMENT STATUS?



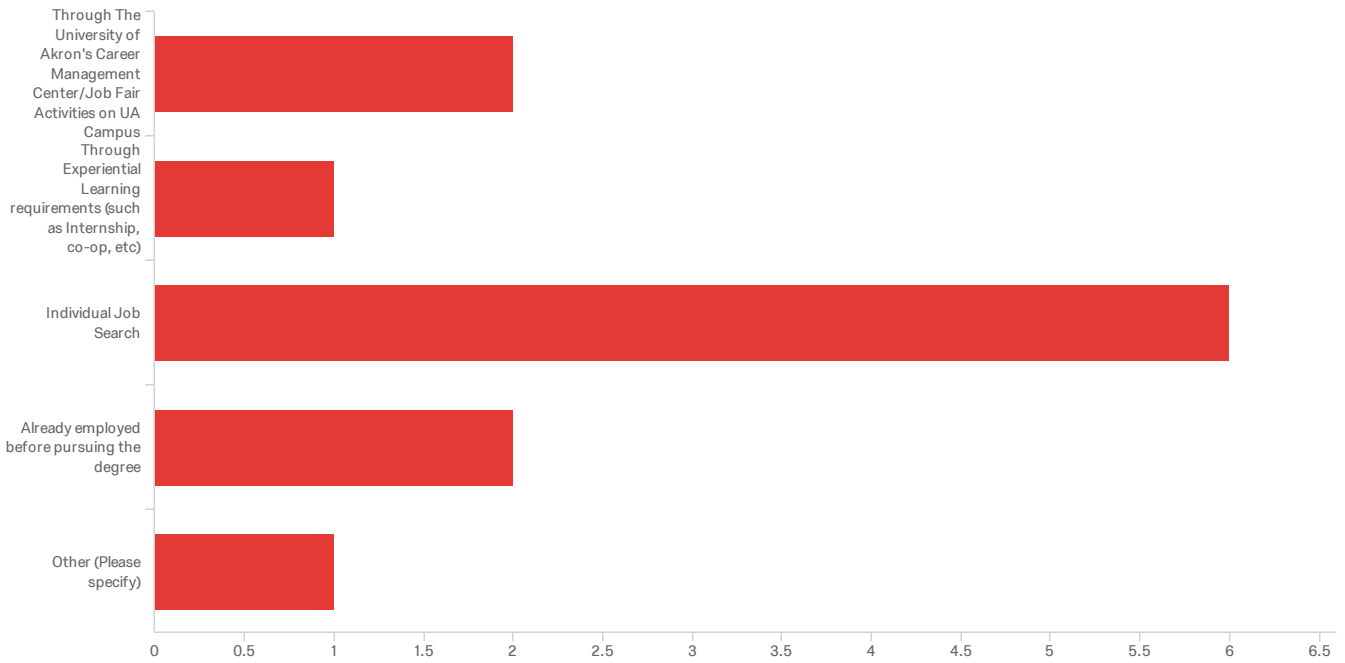
#	Field	Minimum	Maximum	Mean	Std Deviation	Variance	Count
1	What is your current EMPLOYMENT STATUS?	1.00	2.00	1.48	0.50	0.25	23

#	Field	Choice Count
1	Have accepted a job offer.	52.17% 12
2	Job seeking.	47.83% 11

23

Showing rows 1 - 3 of 3

Q13 - If you have accepted a job offer, how did you FIND THE JOB?



#	Field	Minimum	Maximum	Mean	Std Deviation	Variance	Count
1	If you have accepted a job offer, how did you FIND THE JOB? - Selected Choice	1.00	5.00	2.92	1.11	1.24	12

#	Field	Choice Count
1	Through The University of Akron's Career Management Center/Job Fair Activities on UA Campus	16.67% 2
2	Through Experiential Learning requirements (such as Internship, co-op, etc)	8.33% 1
3	Individual Job Search	50.00% 6
4	Already employed before pursuing the degree	16.67% 2
5	Other (Please specify)	8.33% 1
		12

Showing rows 1 - 6 of 6

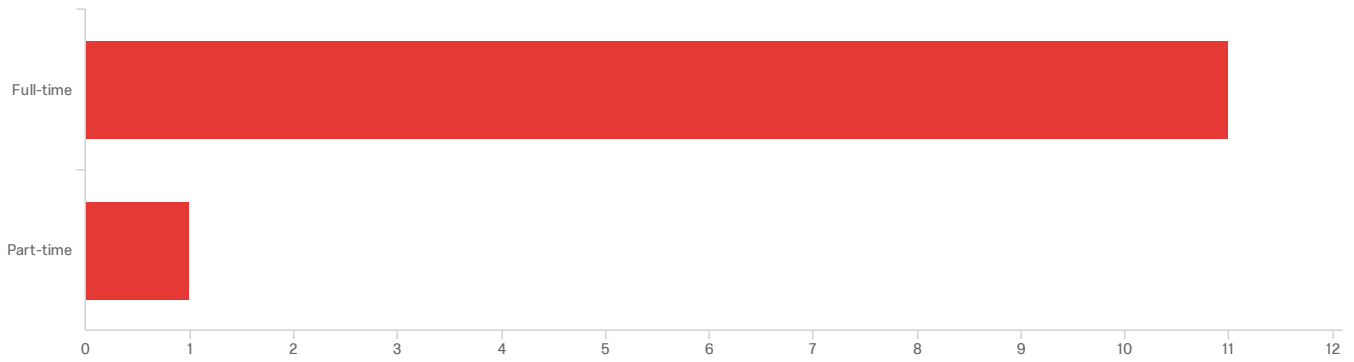
Q13_4_TEXT - Other (Please specify)

Other (Please specify)

Other (Please specify)

already had a job before

Q14 - If you have accepted a job offer, is the job FULL-TIME or PART-TIME?



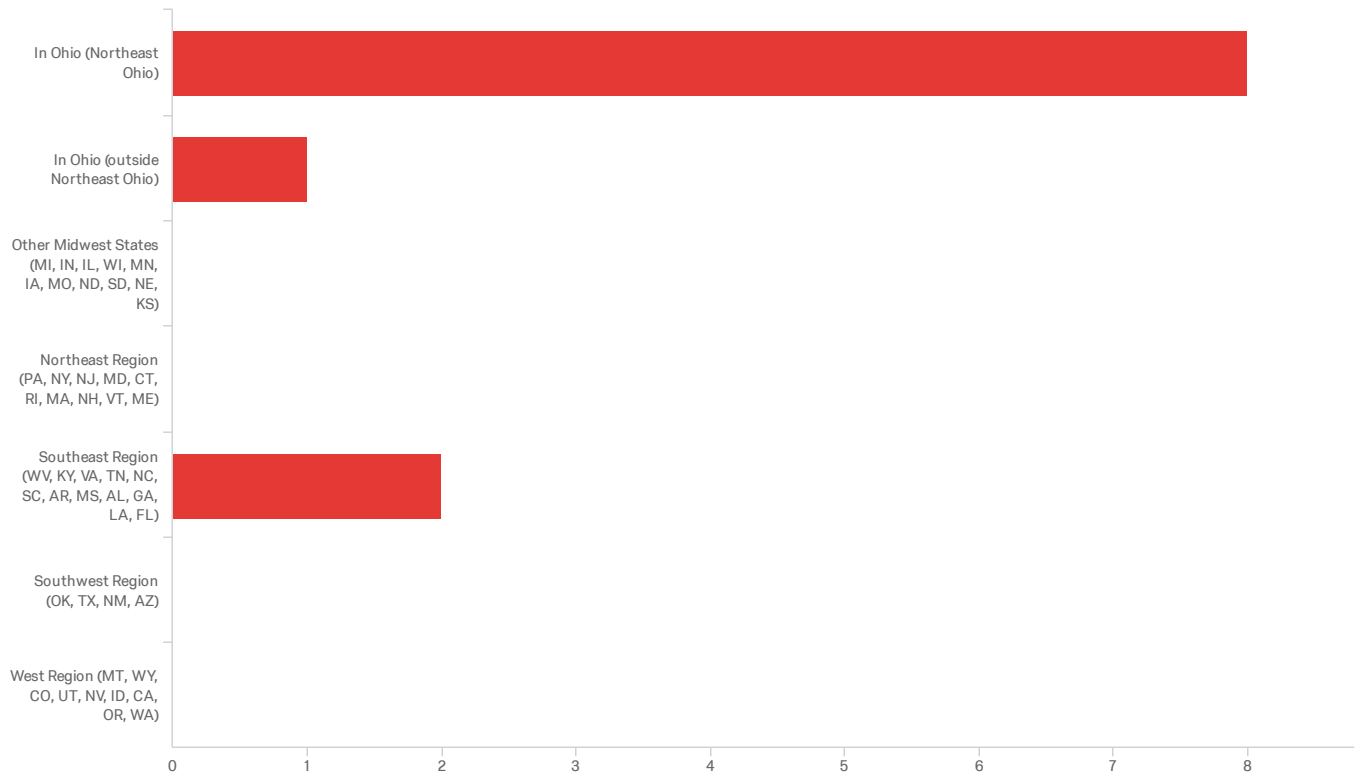
#	Field	Minimum	Maximum	Mean	Std Deviation	Variance	Count
1	If you have accepted a job offer, is the job FULL-TIME or PART-TIME?	1.00	2.00	1.08	0.28	0.08	12

#	Field	Choice Count
1	Full-time	91.67% 11
2	Part-time	8.33% 1

12

Showing rows 1 - 3 of 3

Q15 - If you have accepted a full-time job offer, which REGION is the job LOCATED?

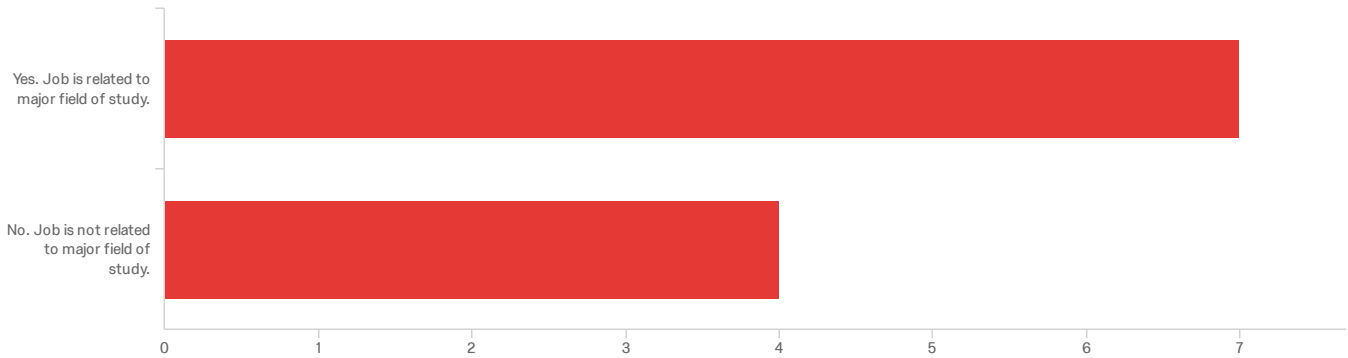


#	Field	Minimum	Maximum	Mean	Std Deviation	Variance	Count
1	If you have accepted a full-time job offer, which REGION is the job LOCATED?	1.00	5.00	1.82	1.53	2.33	11

#	Field	Choice Count
1	In Ohio (Northeast Ohio)	72.73% 8
2	In Ohio (outside Northeast Ohio)	9.09% 1
3	Other Midwest States (MI, IN, IL, WI, MN, IA, MO, ND, SD, NE, KS)	0.00% 0
4	Northeast Region (PA, NY, NJ, MD, CT, RI, MA, NH, VT, ME)	0.00% 0
5	Southeast Region (WV, KY, VA, TN, NC, SC, AR, MS, AL, GA, LA, FL)	18.18% 2
6	Southwest Region (OK, TX, NM, AZ)	0.00% 0
7	West Region (MT, WY, CO, UT, NV, ID, CA, OR, WA)	0.00% 0
		11

Q16 - If you have accepted a full-time job offer, is the job RELATED to your MAJOR

FIELD OF STUDY?



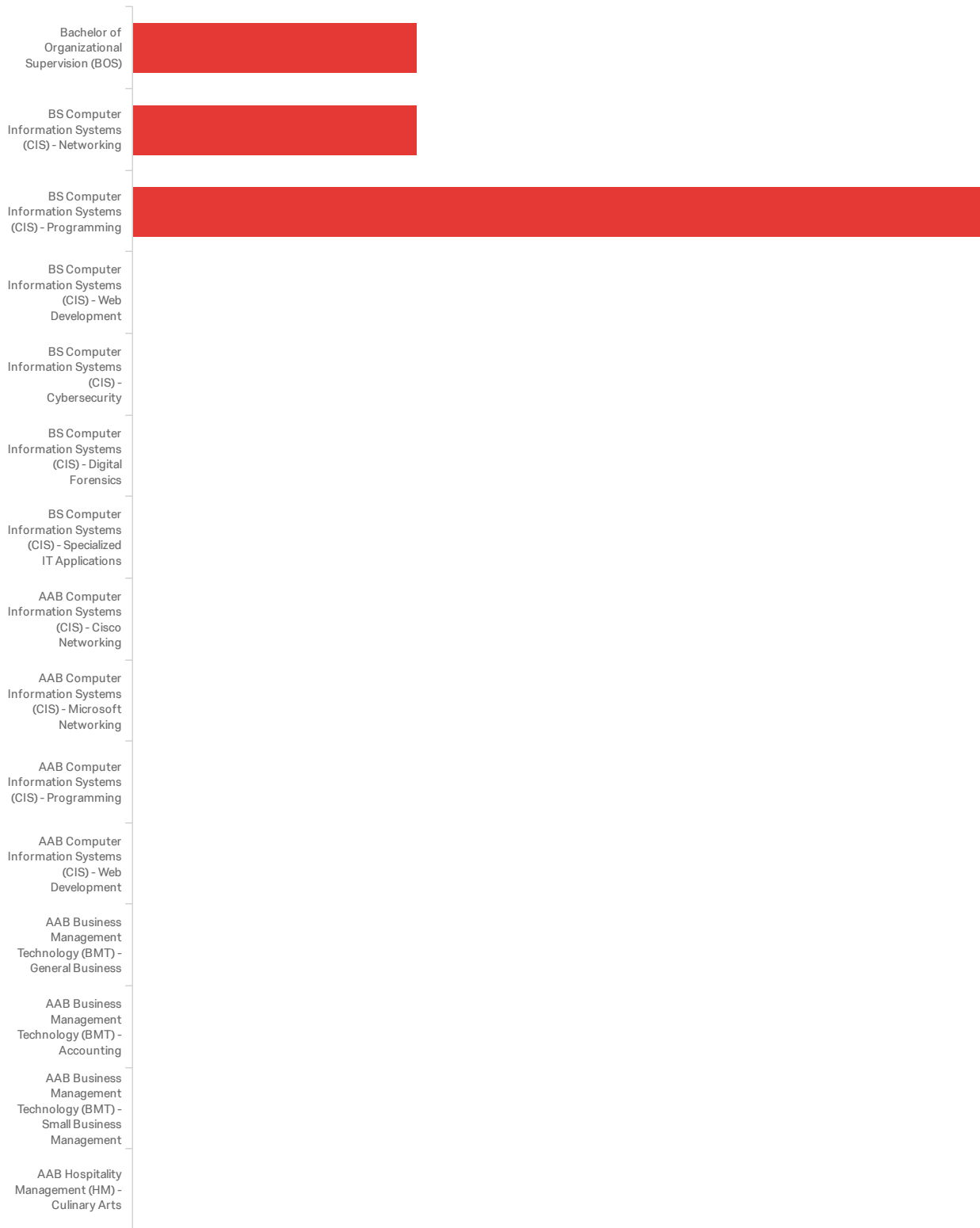
#	Field	Minimum	Maximum	Mean	Std Deviation	Variance	Count
1	If you have accepted a full-time job offer, is the job RELATED to your MAJOR FIELD OF STUDY?	1.00	2.00	1.36	0.48	0.23	11

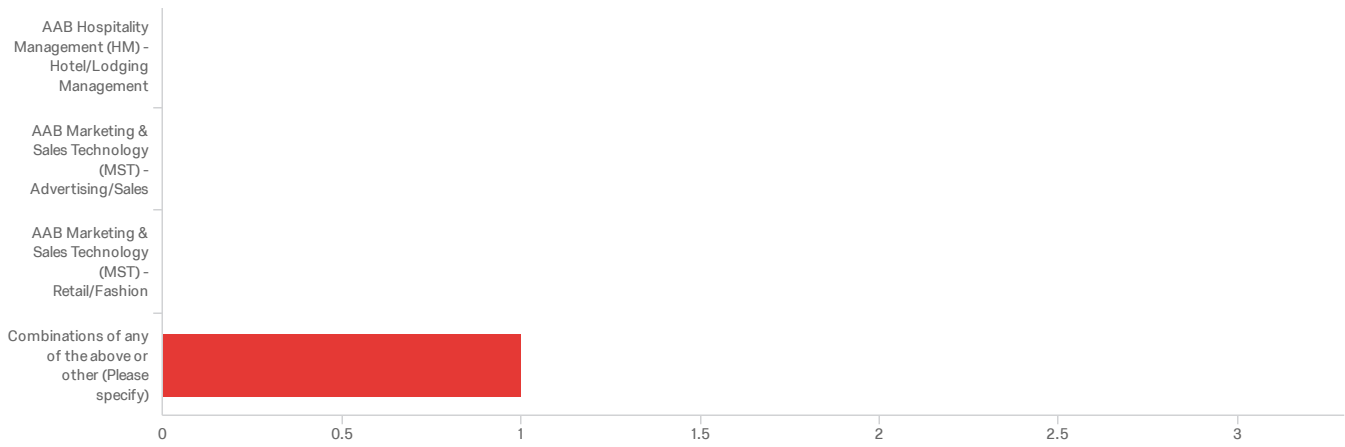
#	Field	Choice Count
1	Yes. Job is related to major field of study.	63.64% 7
2	No. Job is not related to major field of study.	36.36% 4

11

Showing rows 1 - 3 of 3

Q17 - If you have accepted a full-time job offer that is related to your major field of study, please indicate which of the following DEGREE PROGRAMS CONTRIBUTED to your EMPLOYMENT or job offer.





#	Field	Minimum	Maximum	Mean	Std Deviation	Variance	Count
1	If you have accepted a full-time job offer that is related to your major field of study, please indicate which of the following DEGREE PROGRAMS CONTRIBUTED to your EMPLOYMENT or job offer. - Selected Choice	1.00	19.00	5.17	6.23	38.81	6

#	Field	Choice Count
1	Bachelor of Organizational Supervision (BOS)	16.67% 1
2	BS Computer Information Systems (CIS) - Networking	16.67% 1
3	BS Computer Information Systems (CIS) - Programming	50.00% 3
4	BS Computer Information Systems (CIS) - Web Development	0.00% 0
5	BS Computer Information Systems (CIS) - Cybersecurity	0.00% 0
6	BS Computer Information Systems (CIS) - Digital Forensics	0.00% 0
7	BS Computer Information Systems (CIS) - Specialized IT Applications	0.00% 0
8	AAB Computer Information Systems (CIS) - Cisco Networking	0.00% 0
9	AAB Computer Information Systems (CIS) - Microsoft Networking	0.00% 0
10	AAB Computer Information Systems (CIS) - Programming	0.00% 0
11	AAB Computer Information Systems (CIS) - Web Development	0.00% 0
12	AAB Business Management Technology (BMT) - General Business	0.00% 0
13	AAB Business Management Technology (BMT) - Accounting	0.00% 0
14	AAB Business Management Technology (BMT) - Small Business Management	0.00% 0
15	AAB Hospitality Management (HM) - Culinary Arts	0.00% 0

#	Field	Choice Count
16	AAB Hospitality Management (HM) - Hotel/Lodging Management	0.00% 0
17	AAB Marketing & Sales Technology (MST) - Advertising/Sales	0.00% 0
18	AAB Marketing & Sales Technology (MST) - Retail/Fashion	0.00% 0
19	Combinations of any of the above or other (Please specify)	16.67% 1
		6

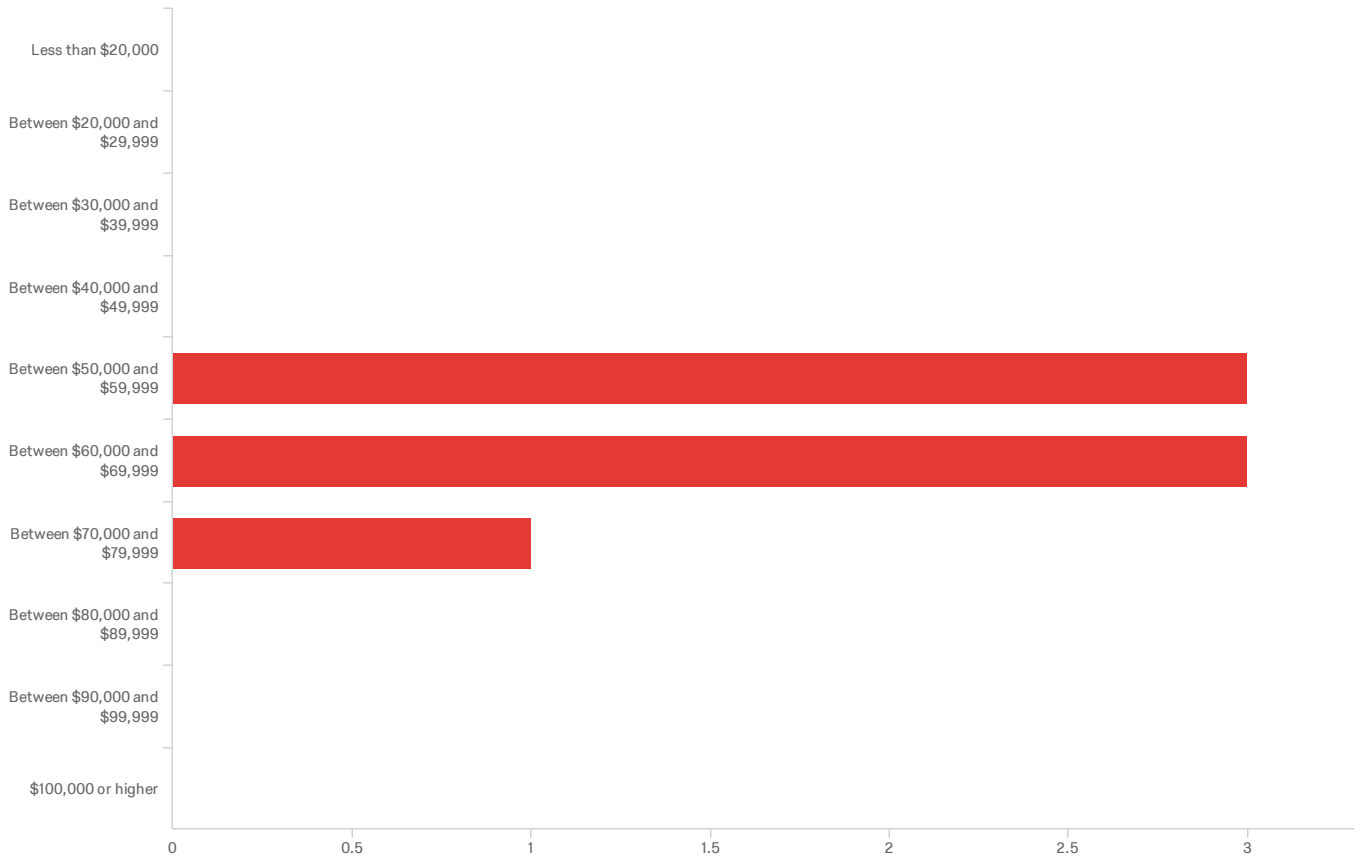
Showing rows 1 - 20 of 20

Q17_4_TEXT - Combinations of any of the above or other (Please specify)

Combinations of any of the above or other (Please specify)

AAB Paralegal Studies

Q18 - If you have accepted a full-time job offer that is related to your major field of study, what is your ANNUAL SALARY RANGE?



#	Field	Minimum	Maximum	Mean	Std Deviation	Variance	Count
1	If you have accepted a full-time job offer that is related to your major field of study, what is your ANNUAL SALARY RANGE?	5.00	7.00	5.71	0.70	0.49	7

#	Field	Choice Count
1	Less than \$20,000	0.00% 0
2	Between \$20,000 and \$29,999	0.00% 0
3	Between \$30,000 and \$39,999	0.00% 0
4	Between \$40,000 and \$49,999	0.00% 0
5	Between \$50,000 and \$59,999	42.86% 3

#	Field	Choice Count
6	Between \$60,000 and \$69,999	42.86% 3
7	Between \$70,000 and \$79,999	14.29% 1
8	Between \$80,000 and \$89,999	0.00% 0
9	Between \$90,000 and \$99,999	0.00% 0
10	\$100,000 or higher	0.00% 0

7

Showing rows 1 - 11 of 11

Q19 - If you have accepted a full-time job offer that is related to your major field of study,
could you please specify the name of your EMPLOYER below?

If you have accepted a full-time job offer that is related to your major fi...

Reynolds and Reynolds

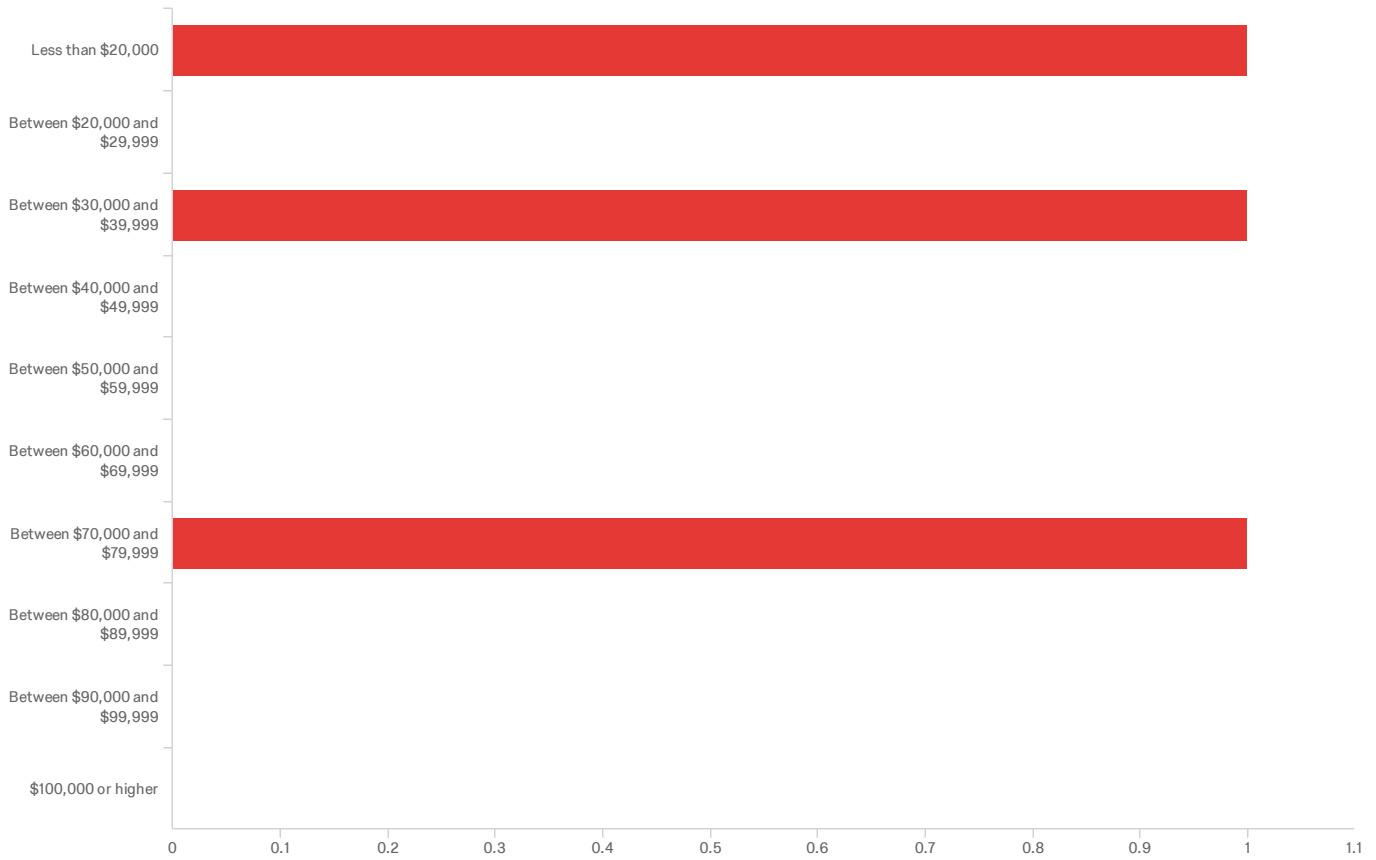
The Goodyear Tire & Rubber Company

Progressive

No

Safeguard Technology

Q20 - If you have accepted a full-time job offer that is NOT related to your major field of study, what is your ANNUAL SALARY RANGE?



#	Field	Minimum	Maximum	Mean	Std Deviation	Variance	Count
1	If you have accepted a full-time job offer that is NOT related to your major field of study, what is your ANNUAL SALARY RANGE?	1.00	7.00	3.67	2.49	6.22	3

#	Field	Choice Count
1	Less than \$20,000	33.33% 1
2	Between \$20,000 and \$29,999	0.00% 0
3	Between \$30,000 and \$39,999	33.33% 1
4	Between \$40,000 and \$49,999	0.00% 0
5	Between \$50,000 and \$59,999	0.00% 0

#	Field	Choice Count
6	Between \$60,000 and \$69,999	0.00% 0
7	Between \$70,000 and \$79,999	33.33% 1
8	Between \$80,000 and \$89,999	0.00% 0
9	Between \$90,000 and \$99,999	0.00% 0
10	\$100,000 or higher	0.00% 0

3

Showing rows 1 - 11 of 11

Q21 - If you have accepted a full-time job offer that is NOT related to your major field of study, could you please specify the name of your EMPLOYER below?

If you have accepted a full-time job offer that is NOT related to your majo...

Marathon Petroleum Company

Hoke County Schools

End of Report