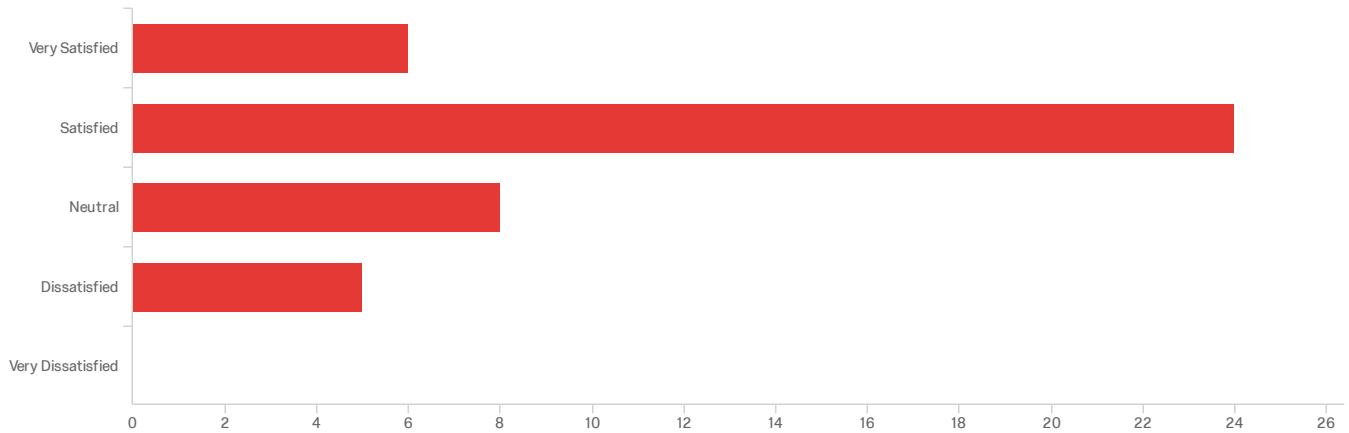


# 2018 Spring BIT Dept Graduation Exit Survey Report

2018 Spring BIT Dept Graduation Exit Survey

May 9, 2019 11:16 AM EDT

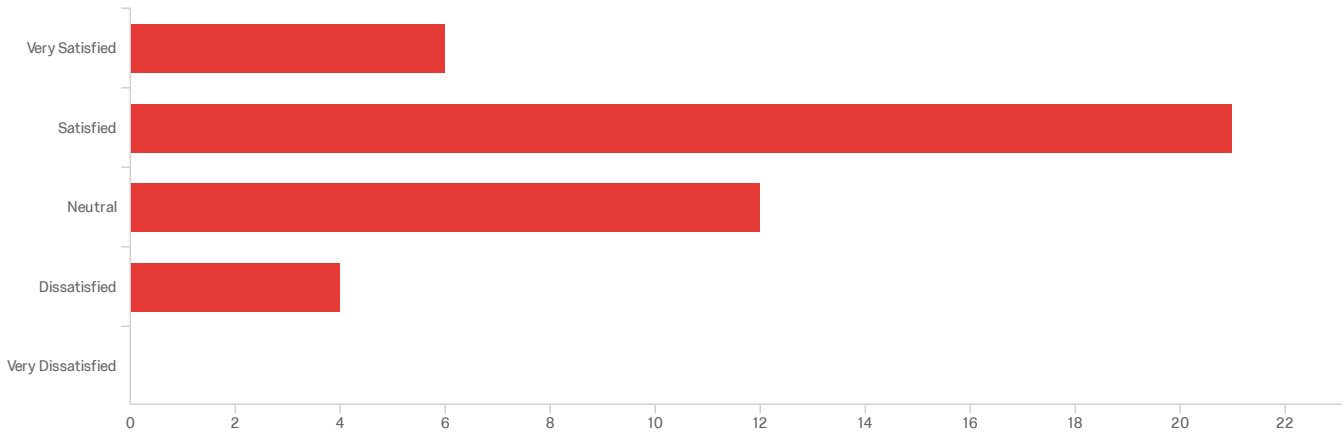
Q1 - How would you rate your OVERALL EXPERIENCE at The University of Akron?



#	Field	Choice Count
1	Very Satisfied	13.95% 6
2	Satisfied	55.81% 24
3	Neutral	18.60% 8
4	Dissatisfied	11.63% 5
5	Very Dissatisfied	0.00% 0
		43

Showing rows 1 - 6 of 6

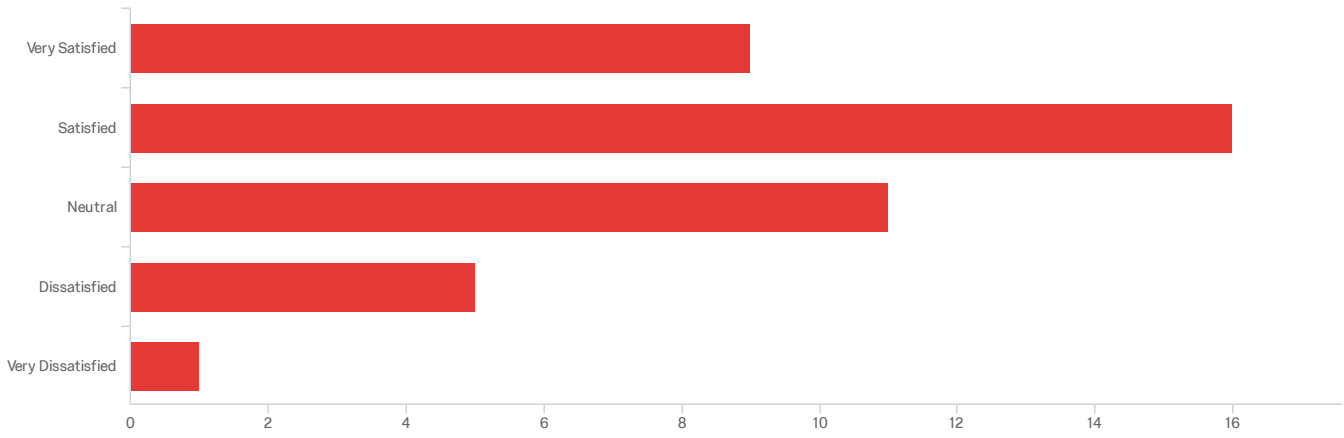
Q2 - How would you rate the INSTRUCTIONAL FACILITIES/RESOURCES (such as classroom, lab, instructional technology) at The University of Akron?



#	Field	Choice Count
1	Very Satisfied	13.95% 6
2	Satisfied	48.84% 21
3	Neutral	27.91% 12
4	Dissatisfied	9.30% 4
5	Very Dissatisfied	0.00% 0
		43

Showing rows 1 - 6 of 6

Q3 - How would you rate the ADVISING (academic, career, personal) you received at the College of Applied Science & Technology (CAST)?

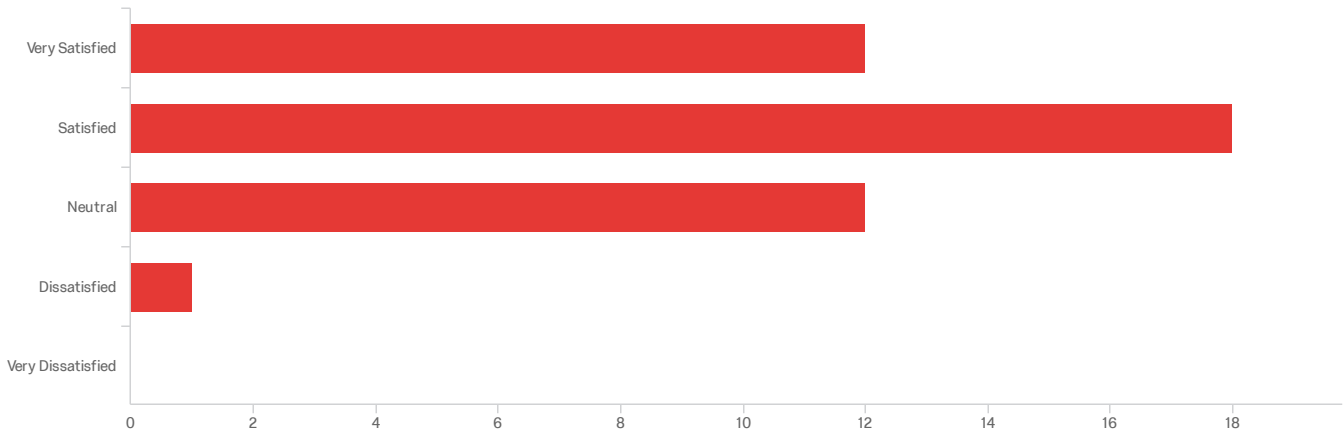


#	Field	Choice Count
1	Very Satisfied	21.43% 9
2	Satisfied	38.10% 16
3	Neutral	26.19% 11
4	Dissatisfied	11.90% 5
5	Very Dissatisfied	2.38% 1
		42

Showing rows 1 - 6 of 6

# Q4 - How would you rate the Business & Information Technology department's

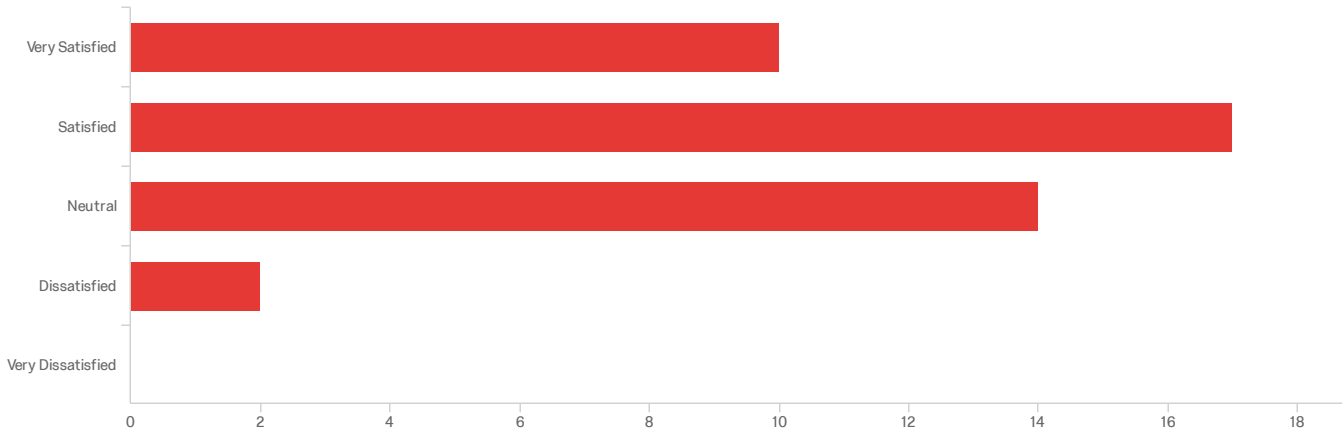
## INSTRUCTORS in your MAJOR courses?



#	Field	Choice Count
1	Very Satisfied	27.91% 12
2	Satisfied	41.86% 18
3	Neutral	27.91% 12
4	Dissatisfied	2.33% 1
5	Very Dissatisfied	0.00% 0
		43

Showing rows 1 - 6 of 6

Q5 - How would you rate the Business & Information Technology department's INSTRUCTORS in your BUSINESS CORE courses (such as Intro to Business, Accounting, Management, Human Resource Management, Business Software Applications)?



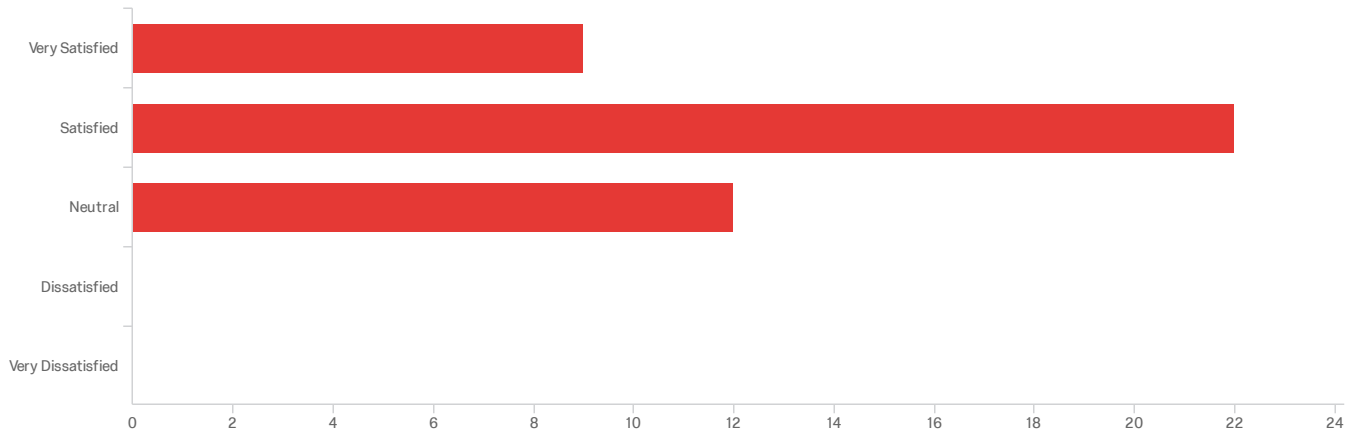
#	Field	Choice Count
1	Very Satisfied	23.26% 10
2	Satisfied	39.53% 17
3	Neutral	32.56% 14
4	Dissatisfied	4.65% 2
5	Very Dissatisfied	0.00% 0
		43

Showing rows 1 - 6 of 6

## Q6 - How would you rate the INSTRUCTORS in your GENERAL EDUCATION courses

(such as English Composition, Oral Communication, Mathematics/Statistics, Natural

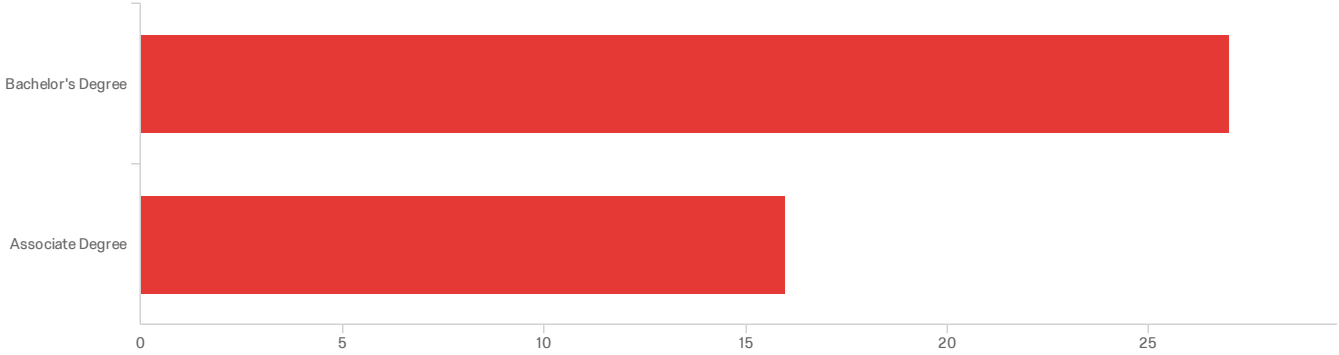
Science, Social Science, Humanities, and Diversity)?



#	Field	Choice Count
1	Very Satisfied	20.93% 9
2	Satisfied	51.16% 22
3	Neutral	27.91% 12
4	Dissatisfied	0.00% 0
5	Very Dissatisfied	0.00% 0
		43

Showing rows 1 - 6 of 6

Q7 - What is the highest degree you are about to earn from the Department of Business & Information Technology?

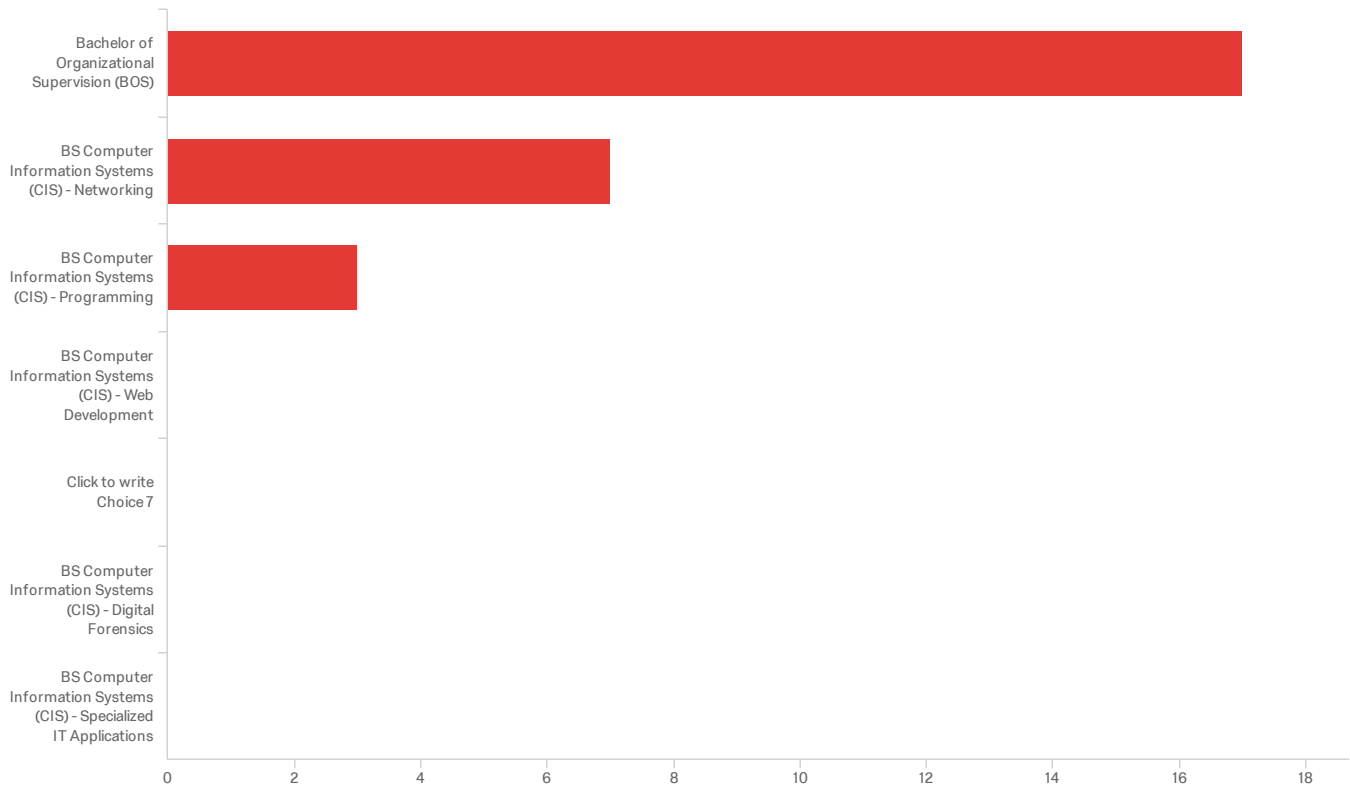


#	Field	Choice Count
1	Bachelor's Degree	62.79% 27
2	Associate Degree	37.21% 16

43

Showing rows 1 - 3 of 3

## Q8 - If you are earning a bachelor's degree, which PROGRAM OPTION did you pursue?

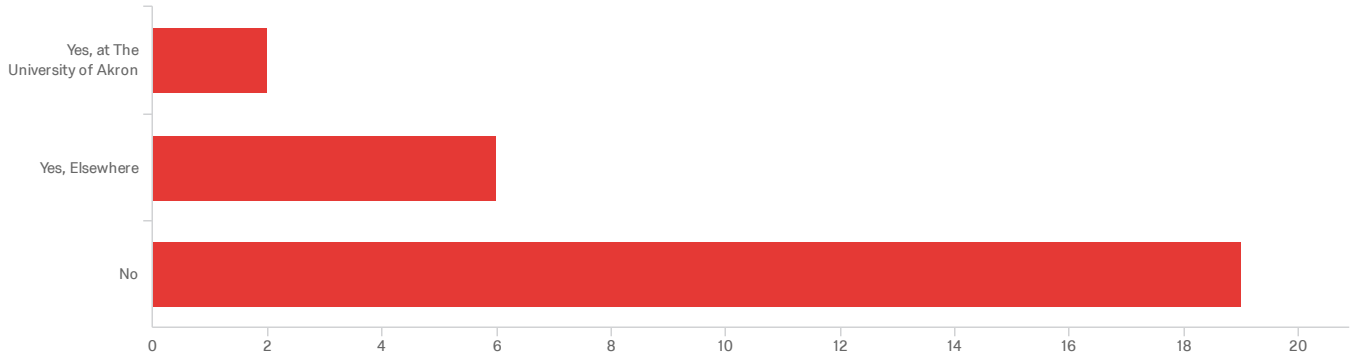


#	Field	Choice Count
1	Bachelor of Organizational Supervision (BOS)	62.96% 17
2	BS Computer Information Systems (CIS) - Networking	25.93% 7
3	BS Computer Information Systems (CIS) - Programming	11.11% 3
4	BS Computer Information Systems (CIS) - Web Development	0.00% 0
8	Click to write Choice 7	0.00% 0
5	BS Computer Information Systems (CIS) - Digital Forensics	0.00% 0
6	BS Computer Information Systems (CIS) - Specialized IT Applications	0.00% 0
		27

Showing rows 1 - 8 of 8



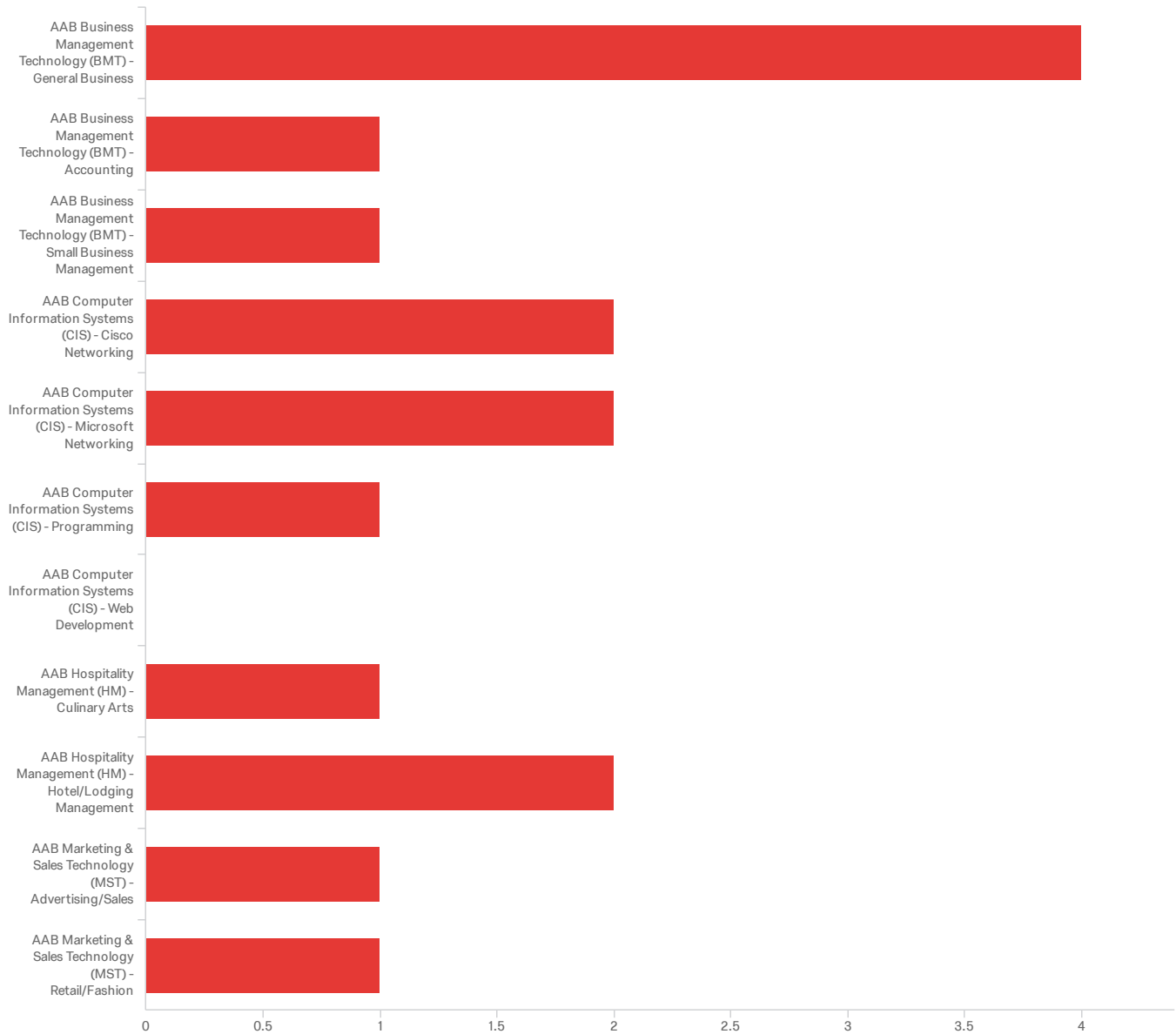
Q9 - If you are earning a bachelor's degree, are you considering CONTINUING your EDUCATION in a GRADUATE PROGRAM?



#	Field	Choice Count
1	Yes, at The University of Akron	7.41% 2
2	Yes, Elsewhere	22.22% 6
3	No	70.37% 19
		27

Showing rows 1 - 4 of 4

Q10 - If you are earning an associate degree, which PROGRAM OPTION/TRACK did you pursue?

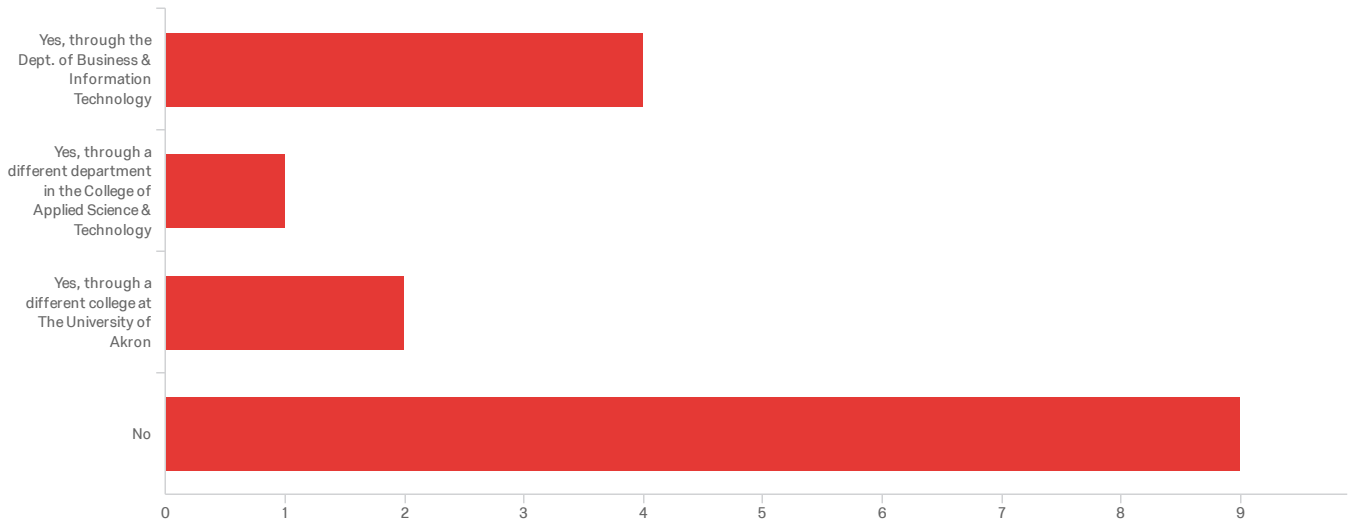


#	Field	Choice Count
1	AAB Business Management Technology (BMT) - General Business	25.00% 4
2	AAB Business Management Technology (BMT) - Accounting	6.25% 1
3	AAB Business Management Technology (BMT) - Small Business Management	6.25% 1
4	AAB Computer Information Systems (CIS) - Cisco Networking	12.50% 2
5	AAB Computer Information Systems (CIS) - Microsoft Networking	12.50% 2

#	Field	Choice Count
6	AAB Computer Information Systems (CIS) - Programming	6.25% 1
7	AAB Computer Information Systems (CIS) - Web Development	0.00% 0
8	AAB Hospitality Management (HM) - Culinary Arts	6.25% 1
9	AAB Hospitality Management (HM) - Hotel/Lodging Management	12.50% 2
10	AAB Marketing & Sales Technology (MST) - Advertising/Sales	6.25% 1
11	AAB Marketing & Sales Technology (MST) - Retail/Fashion	6.25% 1
		16

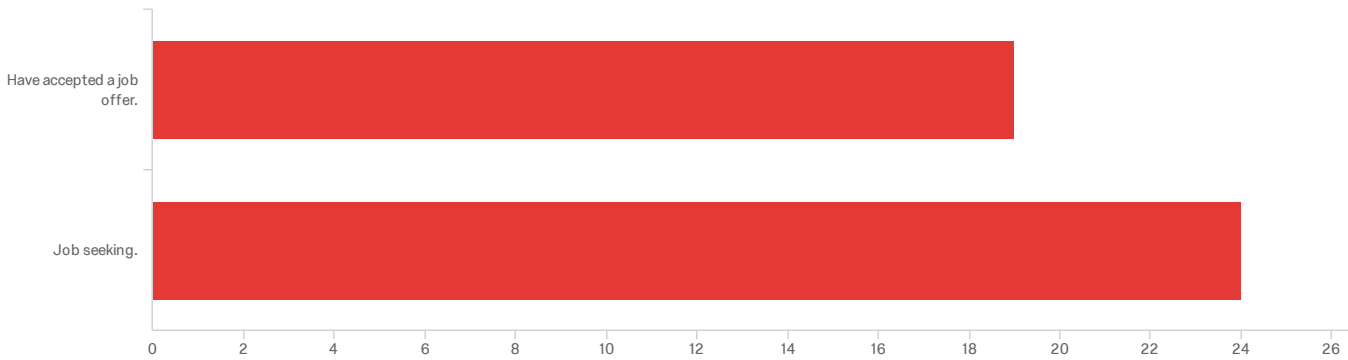
Showing rows 1 - 12 of 12

Q11 - If you are earning an associate degree, are you considering CONTINUING your EDUCATION to EARN A BACHELOR'S DEGREE?



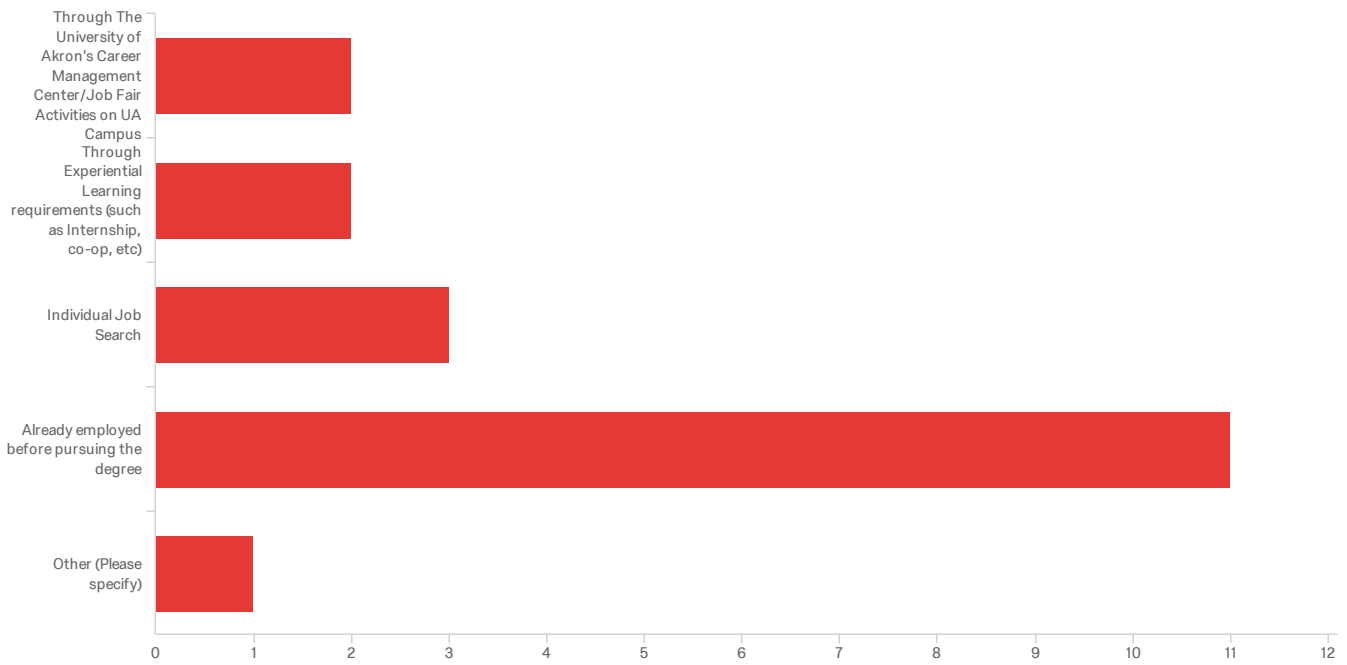
#	Field	Choice Count
1	Yes, through the Dept. of Business & Information Technology	25.00% 4
2	Yes, through a different department in the College of Applied Science & Technology	6.25% 1
3	Yes, through a different college at The University of Akron	12.50% 2
4	No	56.25% 9

# Q12 - What is your current EMPLOYMENT STATUS?



#	Field	Choice Count
1	Have accepted a job offer.	44.19% 19
2	Job seeking.	55.81% 24

## Q13 - If you have accepted a job offer, how did you FIND THE JOB?



#	Field	Choice Count
1	Through The University of Akron's Career Management Center/Job Fair Activities on UA Campus	10.53% 2
2	Through Experiential Learning requirements (such as Internship, co-op, etc)	10.53% 2
3	Individual Job Search	15.79% 3
4	Already employed before pursuing the degree	57.89% 11
5	Other (Please specify)	5.26% 1
		19

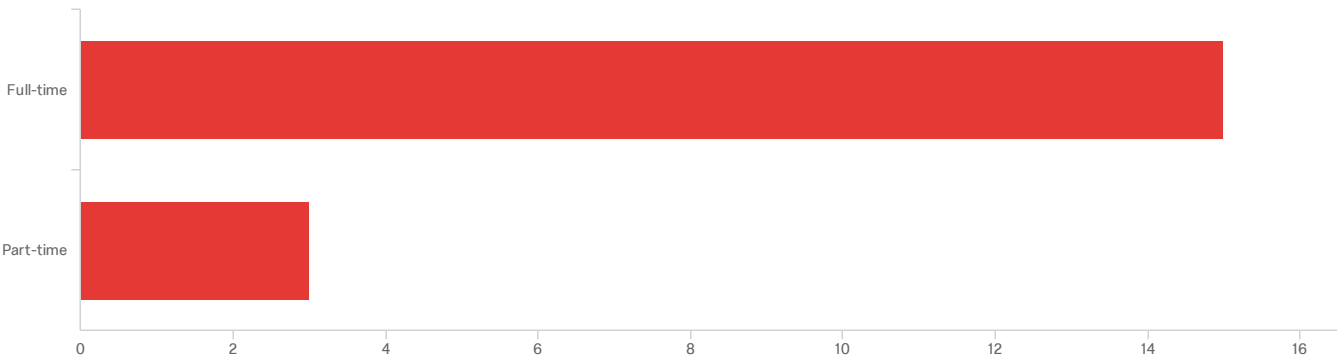
Showing rows 1 - 6 of 6

### Other (Please specify)

Other (Please specify)

A recommendation from a friend in a similar field

Q14 - If you have accepted a job offer, is the job FULL-TIME or PART-TIME?

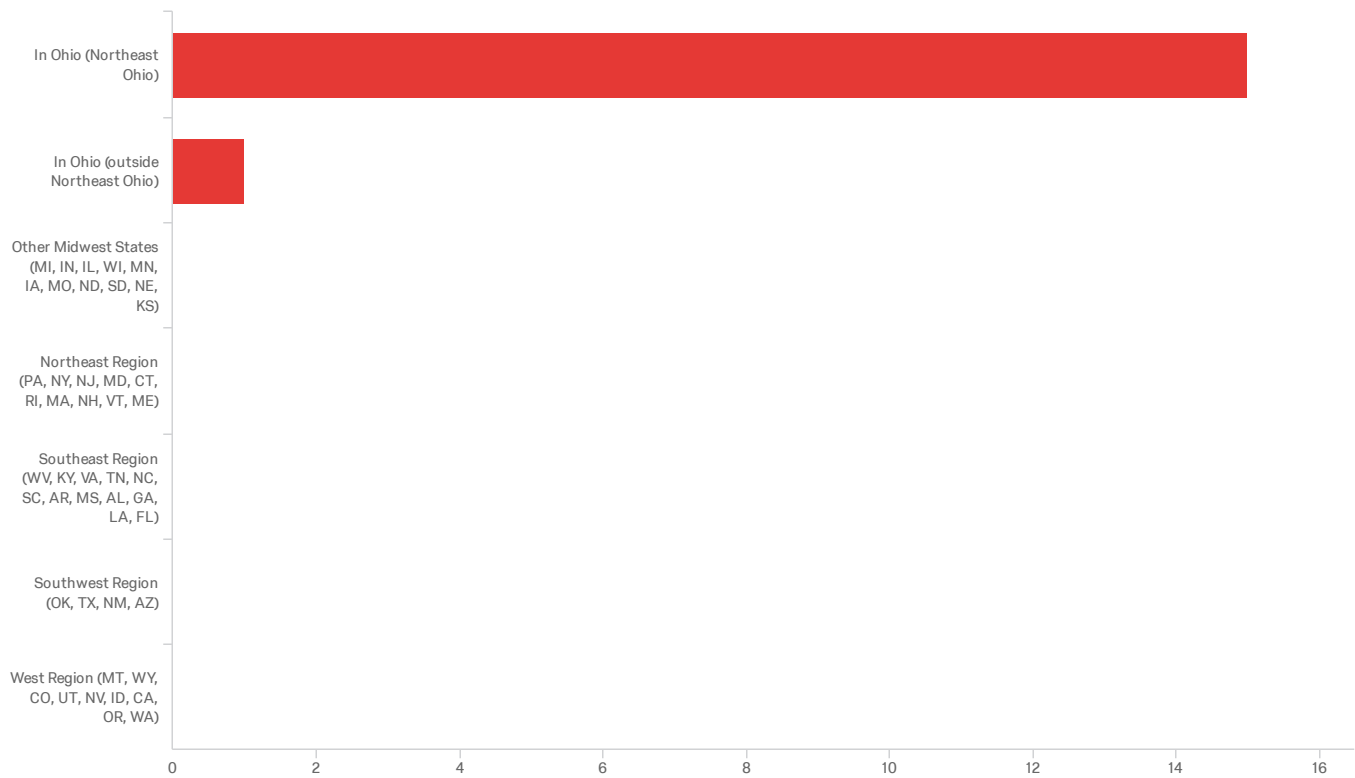


#	Field	Choice Count
1	Full-time	83.33% 15
2	Part-time	16.67% 3

18

Showing rows 1 - 3 of 3

## Q15 - If you have accepted a full-time job offer, which REGION is the job LOCATED?



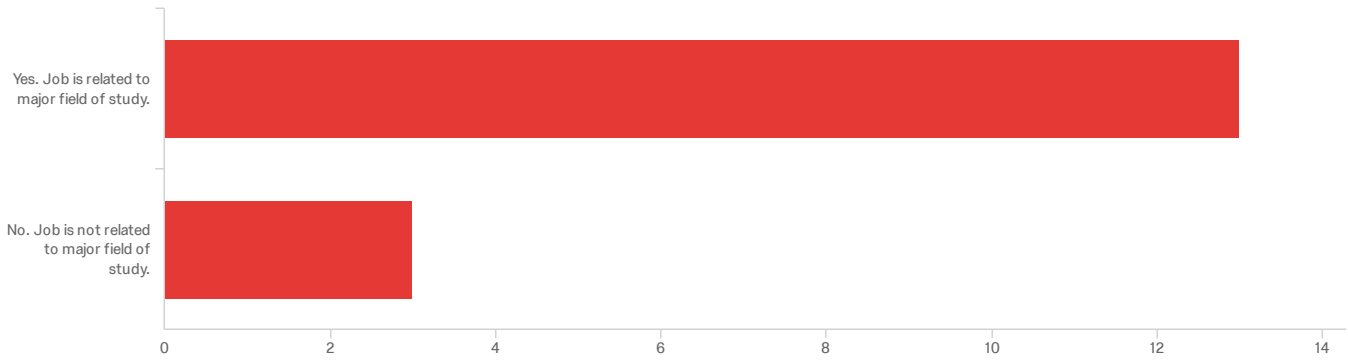
#	Field	Choice Count
1	In Ohio (Northeast Ohio)	93.75% 15
2	In Ohio (outside Northeast Ohio)	6.25% 1
3	Other Midwest States (MI, IN, IL, WI, MN, IA, MO, ND, SD, NE, KS)	0.00% 0
4	Northeast Region (PA, NY, NJ, MD, CT, RI, MA, NH, VT, ME)	0.00% 0
5	Southeast Region (WV, KY, VA, TN, NC, SC, AR, MS, AL, GA, LA, FL)	0.00% 0
6	Southwest Region (OK, TX, NM, AZ)	0.00% 0
7	West Region (MT, WY, CO, UT, NV, ID, CA, OR, WA)	0.00% 0
		16

Showing rows 1 - 8 of 8



Q16 - If you have accepted a full-time job offer, is the job RELATED to your MAJOR

FIELD OF STUDY?



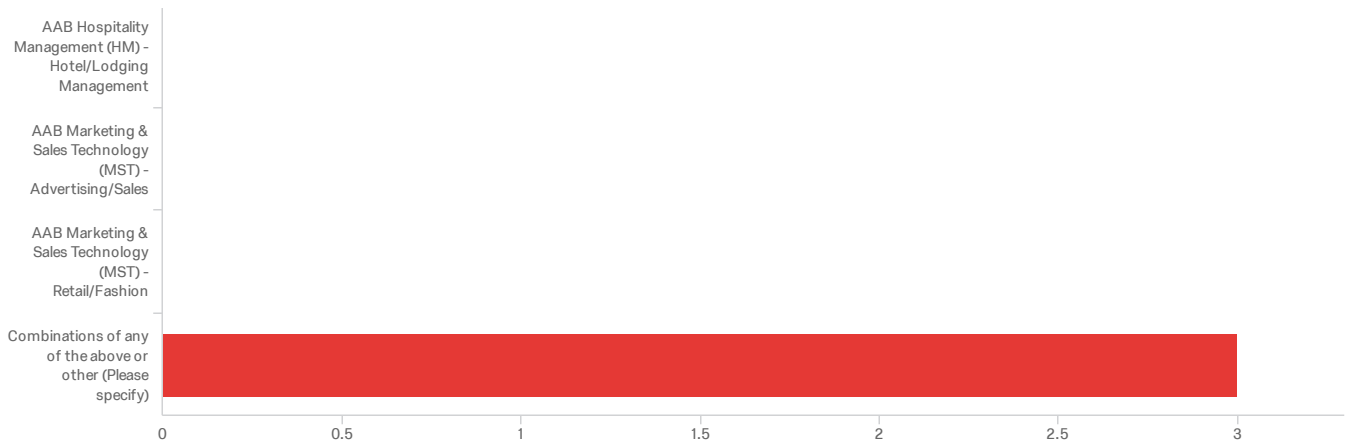
#	Field	Choice Count
1	Yes. Job is related to major field of study.	81.25% 13
2	No. Job is not related to major field of study.	18.75% 3

16

Showing rows 1 - 3 of 3

Q17 - If you have accepted a full-time job offer that is related to your major field of study, please indicate which of the following DEGREE PROGRAMS CONTRIBUTED to your EMPLOYMENT or job offer.





#	Field	Choice Count
1	Bachelor of Organizational Supervision (BOS)	23.08% 3
2	BS Computer Information Systems (CIS) - Networking	15.38% 2
3	BS Computer Information Systems (CIS) - Programming	7.69% 1
4	BS Computer Information Systems (CIS) - Web Development	0.00% 0
5	BS Computer Information Systems (CIS) - Cybersecurity	0.00% 0
6	BS Computer Information Systems (CIS) - Digital Forensics	0.00% 0
7	BS Computer Information Systems (CIS) - Specialized IT Applications	0.00% 0
8	AAB Computer Information Systems (CIS) - Cisco Networking	15.38% 2
9	AAB Computer Information Systems (CIS) - Microsoft Networking	0.00% 0
10	AAB Computer Information Systems (CIS) - Programming	0.00% 0
11	AAB Computer Information Systems (CIS) - Web Development	0.00% 0
12	AAB Business Management Technology (BMT) - General Business	7.69% 1
13	AAB Business Management Technology (BMT) - Accounting	0.00% 0
14	AAB Business Management Technology (BMT) - Small Business Management	7.69% 1
15	AAB Hospitality Management (HM) - Culinary Arts	0.00% 0
16	AAB Hospitality Management (HM) - Hotel/Lodging Management	0.00% 0
17	AAB Marketing & Sales Technology (MST) - Advertising/Sales	0.00% 0
18	AAB Marketing & Sales Technology (MST) - Retail/Fashion	0.00% 0
19	Combinations of any of the above or other (Please specify)	23.08% 3
		13

Combinations of any of the above or other (Please specify)

Combinations of any of the above or other (Please specify)

---

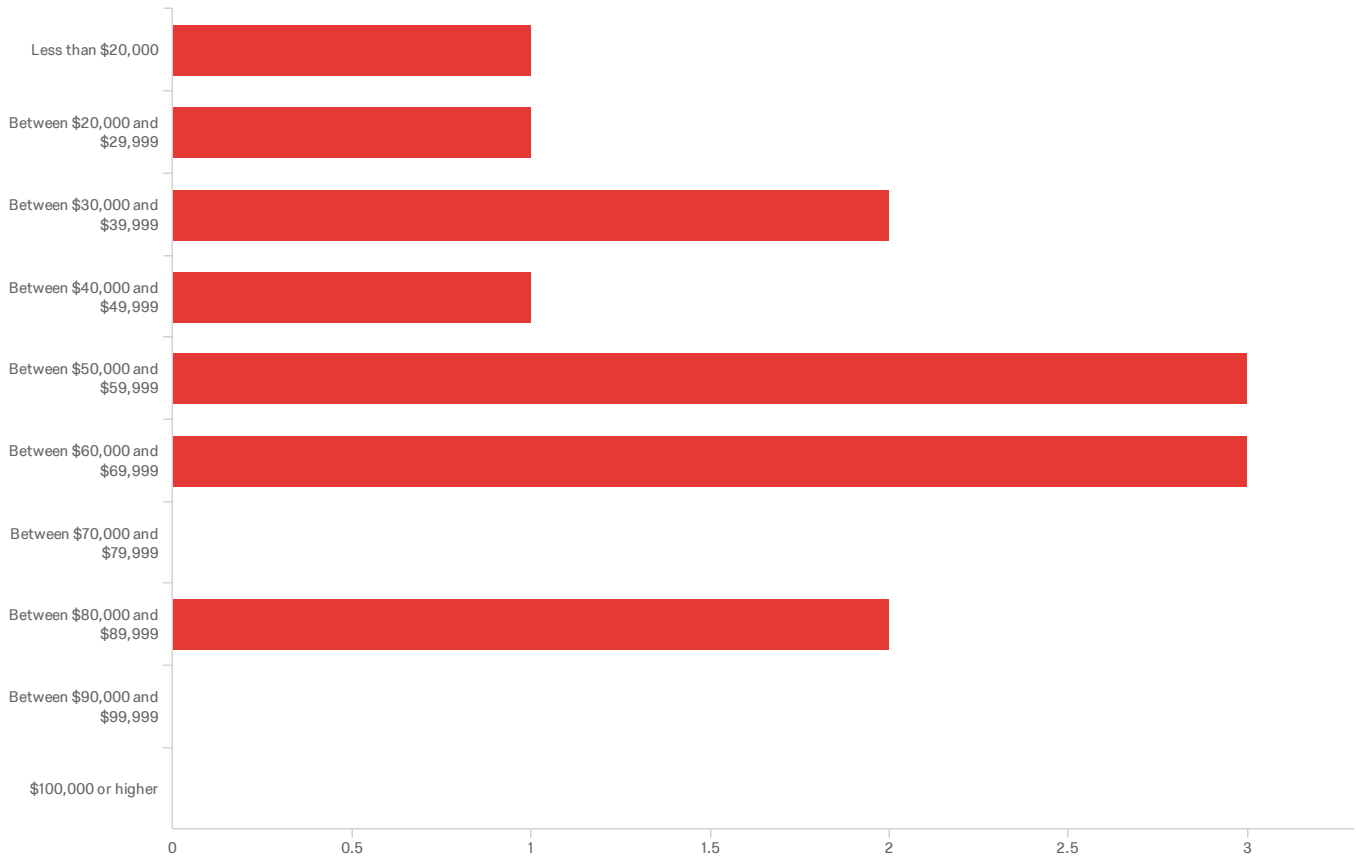
Had the job, needed the degree.

No degree program contributed to my employment

I had certifications prior to college

Q18 - If you have accepted a full-time job offer that is related to your major field of study,

what is your ANNUAL SALARY RANGE?



#	Field	Choice Count
1	Less than \$20,000	7.69% 1
2	Between \$20,000 and \$29,999	7.69% 1
3	Between \$30,000 and \$39,999	15.38% 2
4	Between \$40,000 and \$49,999	7.69% 1
5	Between \$50,000 and \$59,999	23.08% 3
6	Between \$60,000 and \$69,999	23.08% 3
7	Between \$70,000 and \$79,999	0.00% 0
8	Between \$80,000 and \$89,999	15.38% 2
9	Between \$90,000 and \$99,999	0.00% 0
10	\$100,000 or higher	0.00% 0

---

Showing rows 1 - 11 of 11

Q19 - If you have accepted a full-time job offer that is related to your major field of study, could you please specify the name of your EMPLOYER below?

If you have accepted a full-time job offer that is related to your major fi...

FirstEnergy

Summit Racing Equipment

Danbury

Laird

Certified Security Solutions

Networking

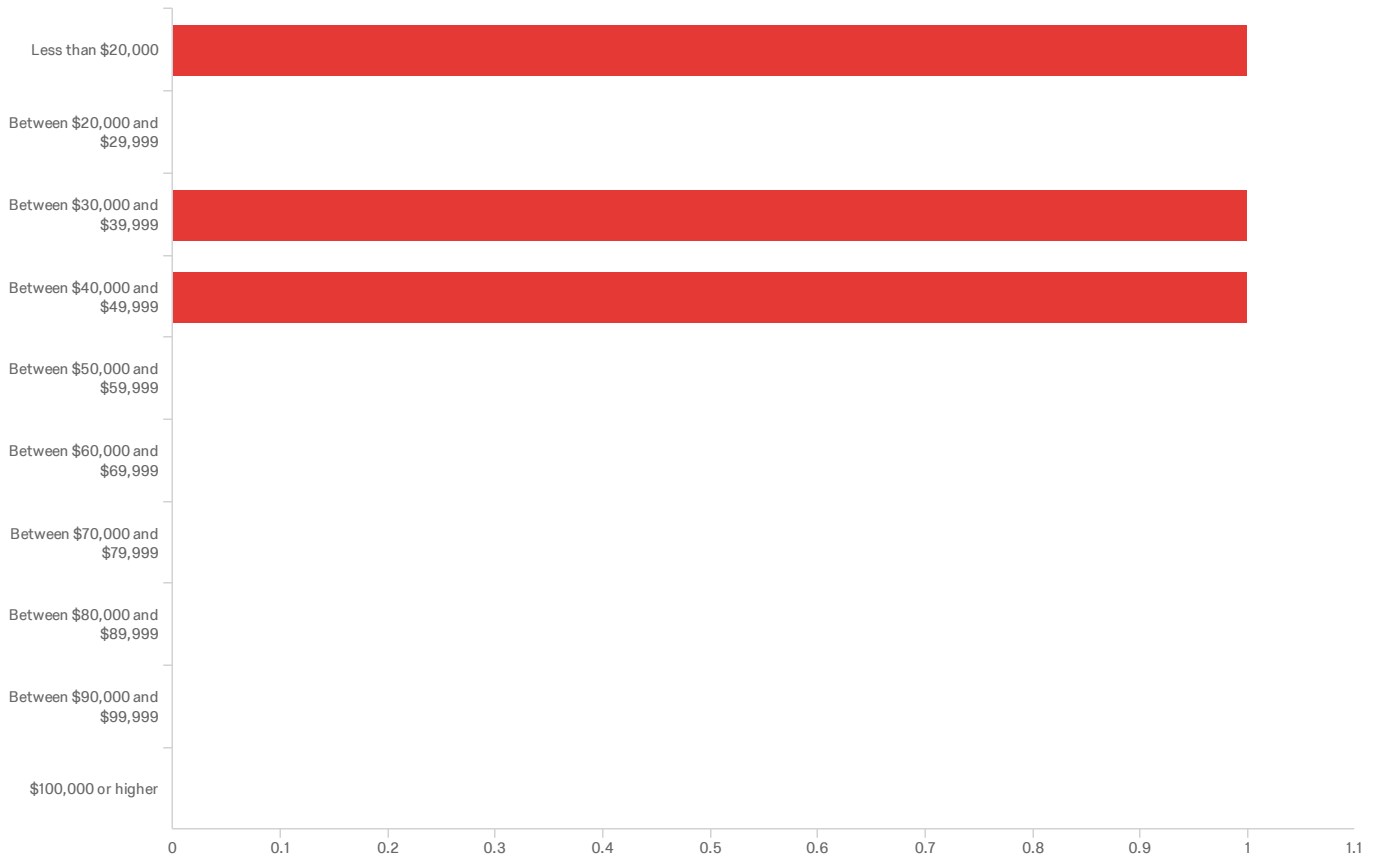
Cascade Auto Group

Anywhere Computer Care

The Martin Center

RPM International Inc.

Q20 - If you have accepted a full-time job offer that is NOT related to your major field of study, what is your ANNUAL SALARY RANGE?



#	Field	Choice Count
1	Less than \$20,000	33.33% 1
2	Between \$20,000 and \$29,999	0.00% 0
3	Between \$30,000 and \$39,999	33.33% 1
4	Between \$40,000 and \$49,999	33.33% 1
5	Between \$50,000 and \$59,999	0.00% 0
6	Between \$60,000 and \$69,999	0.00% 0
7	Between \$70,000 and \$79,999	0.00% 0
8	Between \$80,000 and \$89,999	0.00% 0
9	Between \$90,000 and \$99,999	0.00% 0
10	\$100,000 or higher	0.00% 0



# Field

Choice  
Count

3

Showing rows 1 - 11 of 11

Q21 - If you have accepted a full-time job offer that is NOT related to your major field of study, could you please specify the name of your EMPLOYER below?

If you have accepted a full-time job offer that is NOT related to your majo...

---

The W Nail Bar

Signet Jewelers

**End of Report**