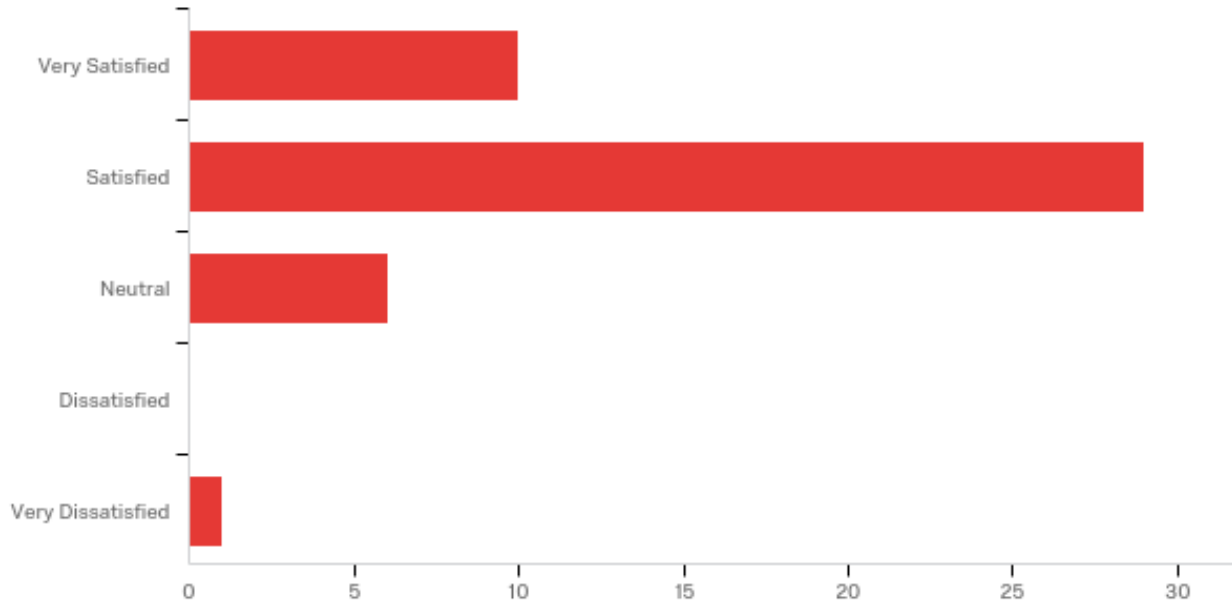


Department of Business and Information Technology

College of Applied Science and Technology
The University of Akron

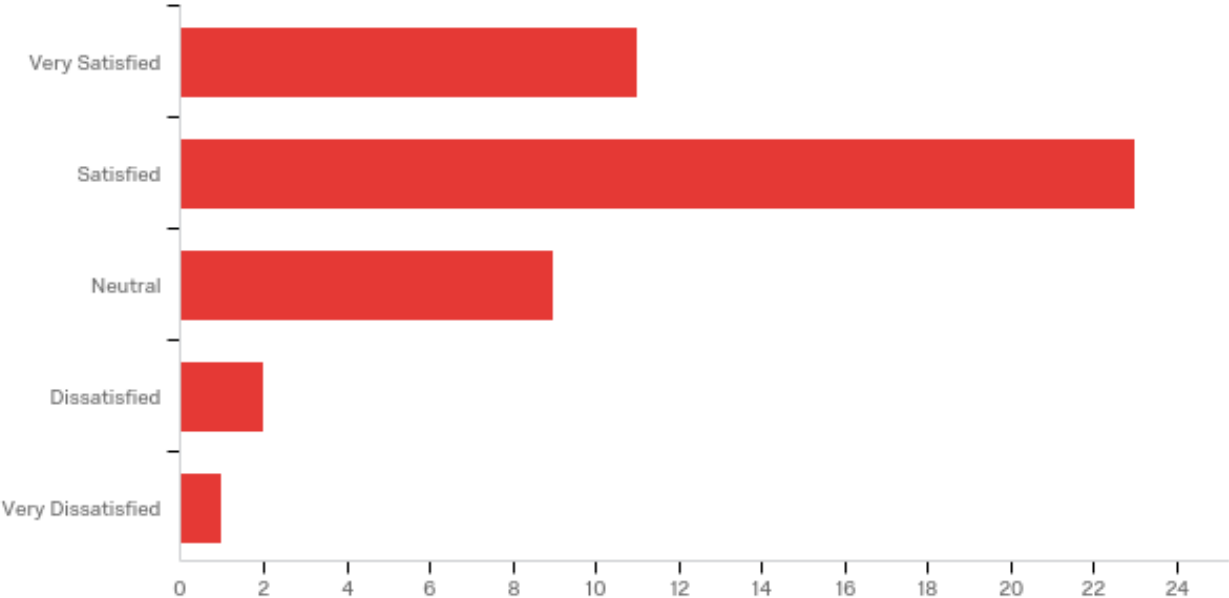
2017 Spring Graduation Exit Survey

Q1 - How would you rate your OVERALL EXPERIENCE at The University of Akron?



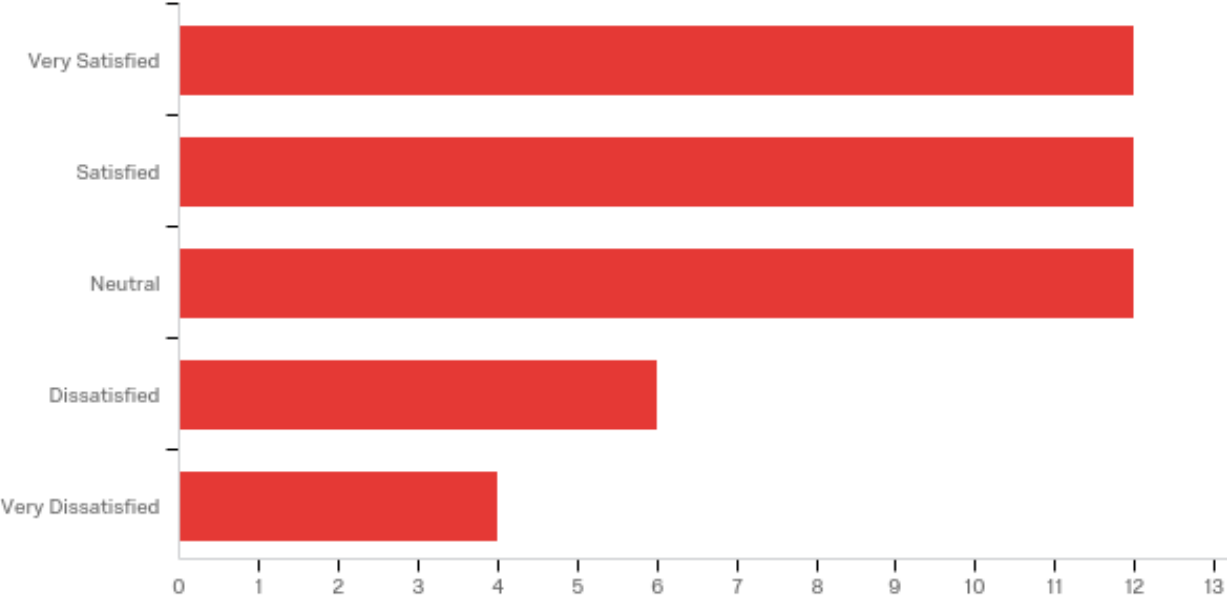
#	Answer	%	Count
1	Very Satisfied	21.74%	10
2	Satisfied	63.04%	29
3	Neutral	13.04%	6
4	Dissatisfied	0.00%	0
5	Very Dissatisfied	2.17%	1
	Total	100%	46

Q2 - How would you rate the INSTRUCTIONAL FACILITIES/RESOURCES (such as classroom, lab, instructional technology) at The University of Akron?



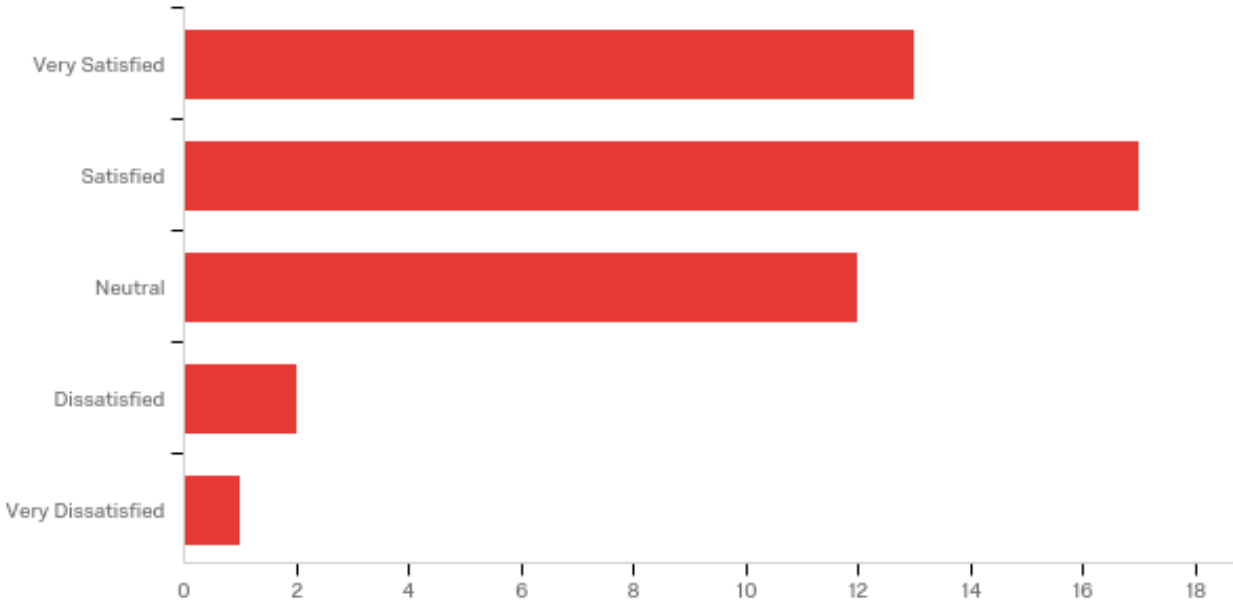
#	Answer	%	Count
1	Very Satisfied	23.91%	11
2	Satisfied	50.00%	23
3	Neutral	19.57%	9
4	Dissatisfied	4.35%	2
5	Very Dissatisfied	2.17%	1
	Total	100%	46

Q3 - How would you rate the ADVISING (academic, career, personal) you received at the College of Applied Science & Technology (CAST)?



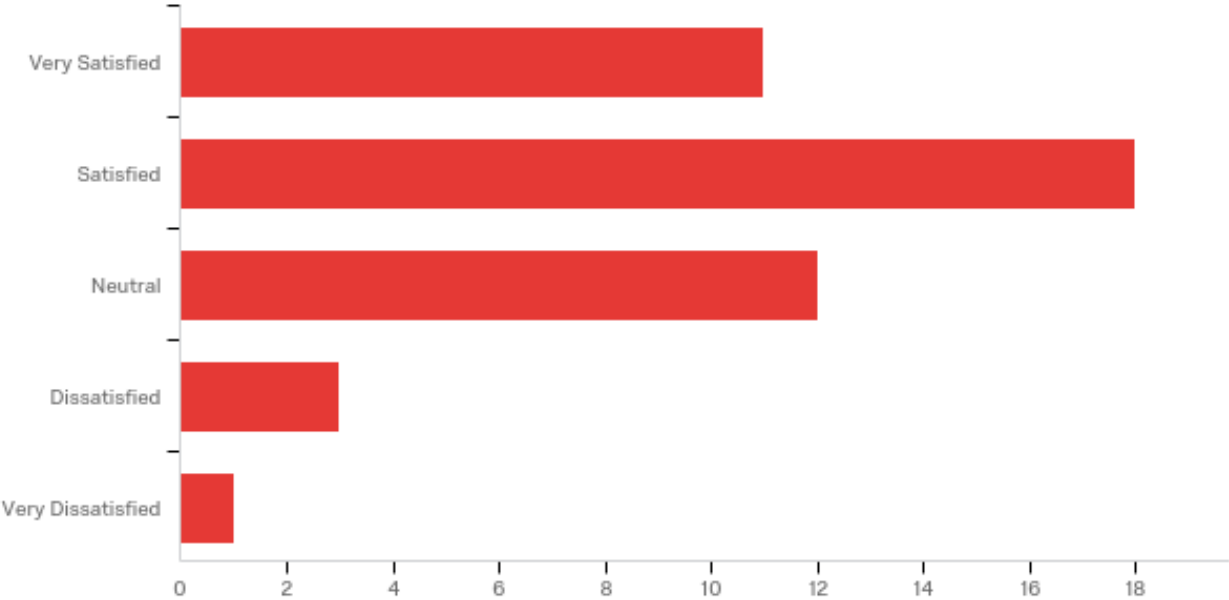
#	Answer	%	Count
1	Very Satisfied	26.09%	12
2	Satisfied	26.09%	12
3	Neutral	26.09%	12
4	Dissatisfied	13.04%	6
5	Very Dissatisfied	8.70%	4
	Total	100%	46

Q4 - How would you rate the Business & Information Technology department's INSTRUCTORS in your MAJOR courses?



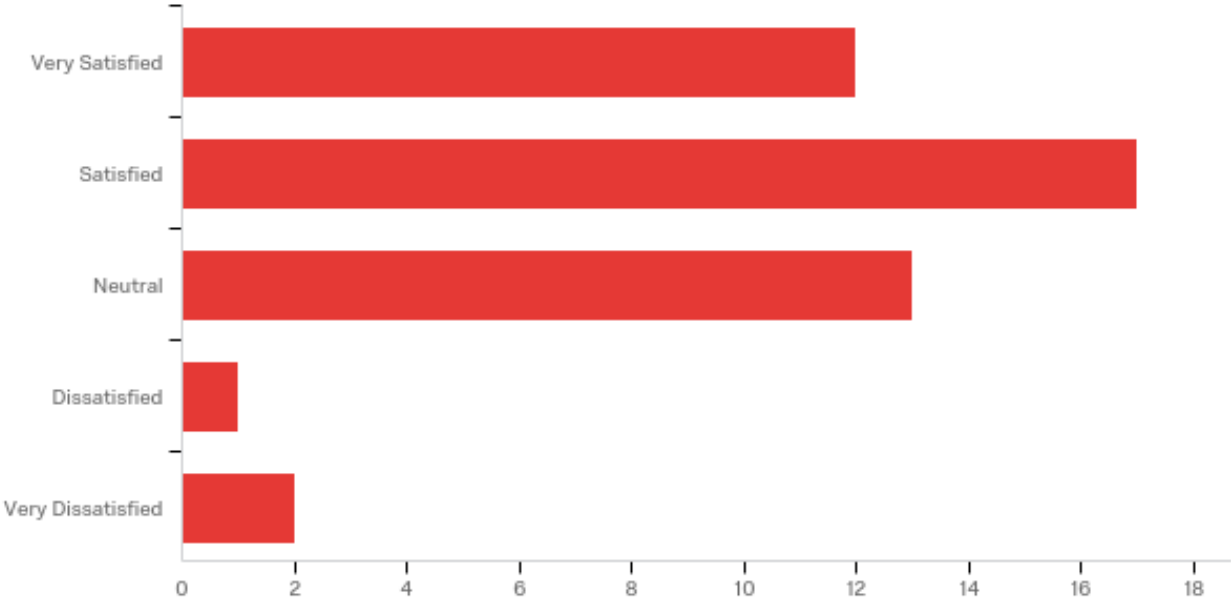
#	Answer	%	Count
1	Very Satisfied	28.89%	13
2	Satisfied	37.78%	17
3	Neutral	26.67%	12
4	Dissatisfied	4.44%	2
5	Very Dissatisfied	2.22%	1
	Total	100%	45

Q5 - How would you rate the Business & Information Technology department's INSTRUCTORS in your BUSINESS CORE courses (such as Intro to Business, Accounting, Management, Human Resource Management, Business Software Applications)?



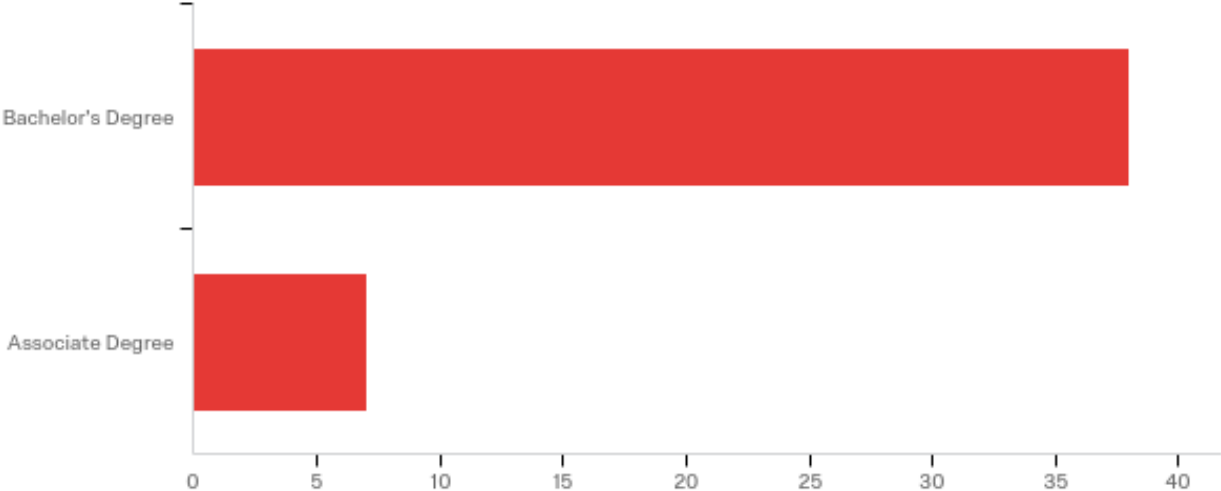
#	Answer	%	Count
1	Very Satisfied	24.44%	11
2	Satisfied	40.00%	18
3	Neutral	26.67%	12
4	Dissatisfied	6.67%	3
5	Very Dissatisfied	2.22%	1
	Total	100%	45

Q6 - How would you rate the INSTRUCTORS in your GENERAL EDUCATION courses (such as English Composition, Oral Communication, Mathematics/Statistics, Natural Science, Social Science, Humanities, and Diversity)?



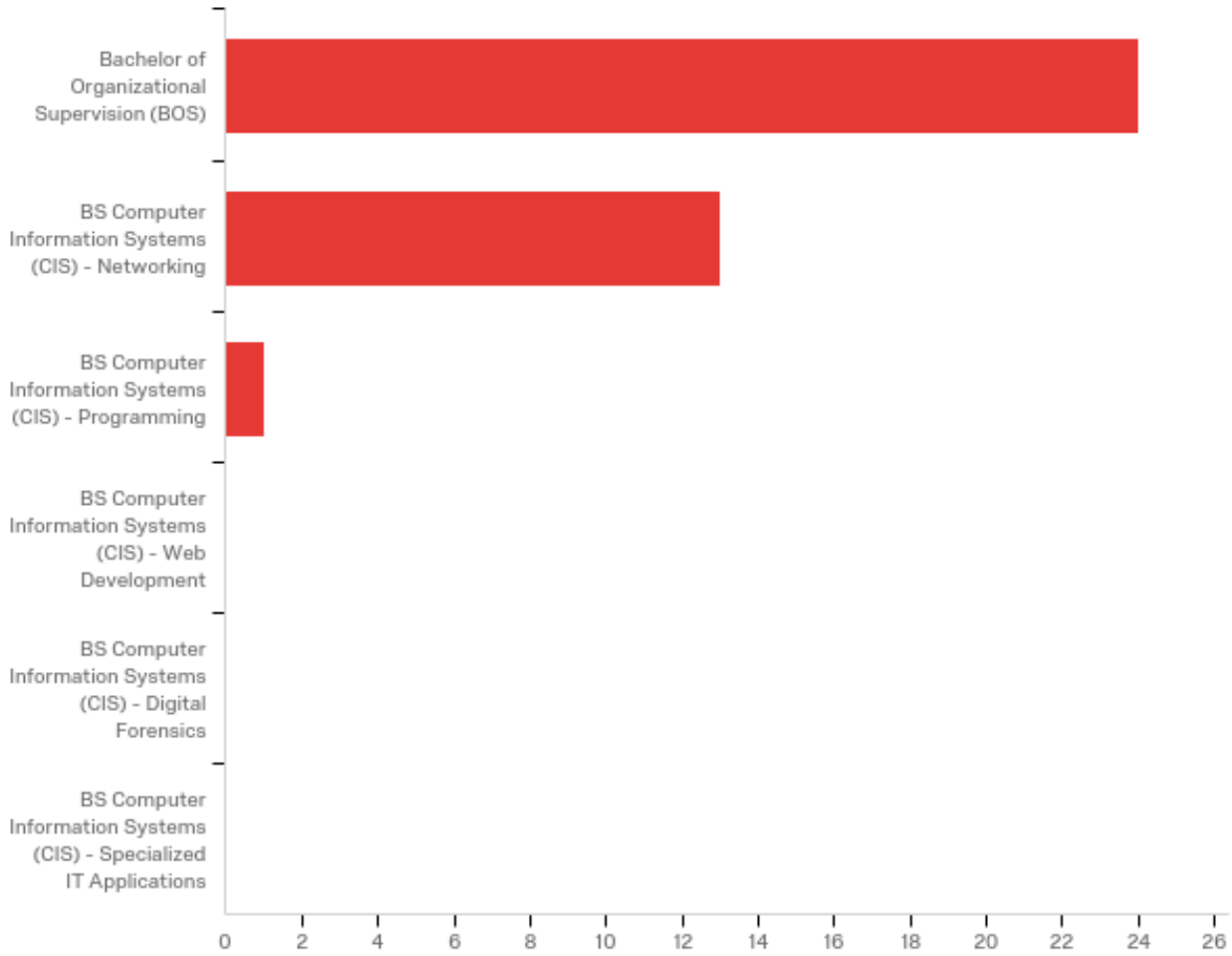
#	Answer	%	Count
1	Very Satisfied	26.67%	12
2	Satisfied	37.78%	17
3	Neutral	28.89%	13
4	Dissatisfied	2.22%	1
5	Very Dissatisfied	4.44%	2
	Total	100%	45

Q7 - What is the highest degree you are about to earn from the Department of Business & Information Technology?



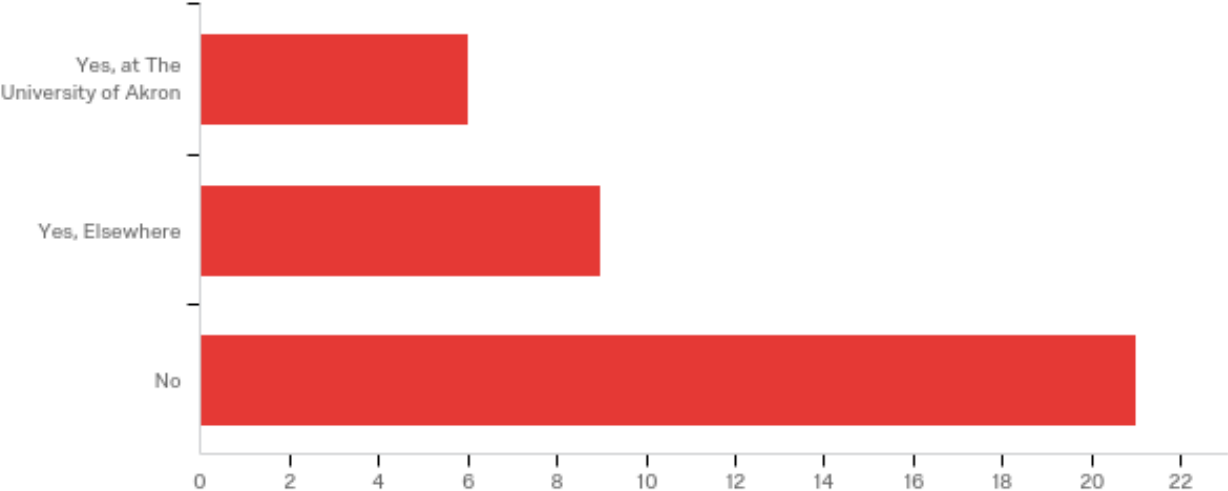
#	Answer	%	Count
1	Bachelor's Degree	84.44%	38
2	Associate Degree	15.56%	7
	Total	100%	45

Q8 - If you are earning a bachelor's degree, which PROGRAM OPTION did you pursue?



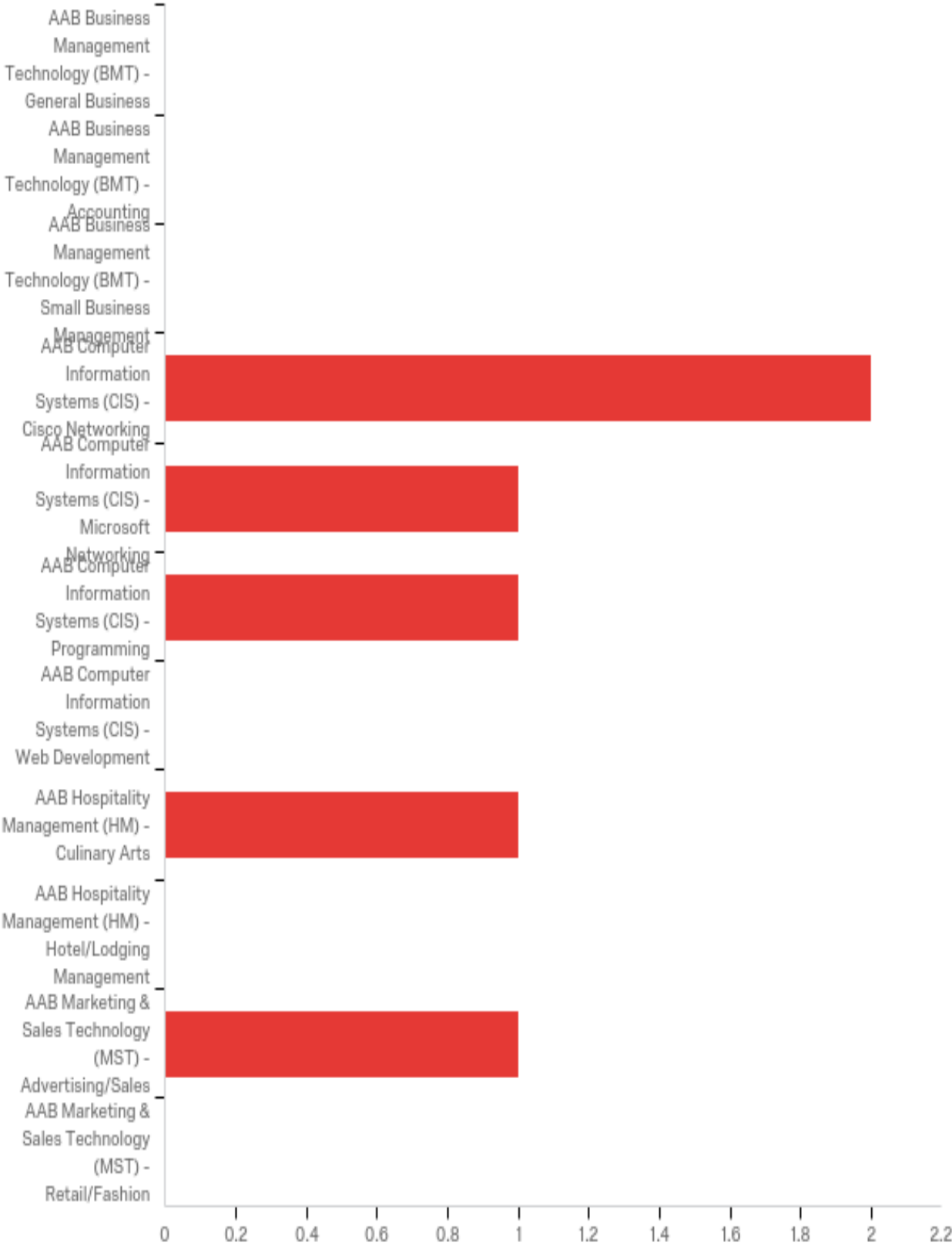
#	Answer	%	Count
1	Bachelor of Organizational Supervision (BOS)	63.16%	24
2	BS Computer Information Systems (CIS) - Networking	34.21%	13
3	BS Computer Information Systems (CIS) - Programming	2.63%	1
4	BS Computer Information Systems (CIS) - Web Development	0.00%	0
5	BS Computer Information Systems (CIS) - Digital Forensics	0.00%	0
6	BS Computer Information Systems (CIS) - Specialized IT Applications	0.00%	0
	Total	100%	38

Q9 - If you are earning a bachelor's degree, are you considering CONTINUING your EDUCATION in a GRADUATE PROGRAM?



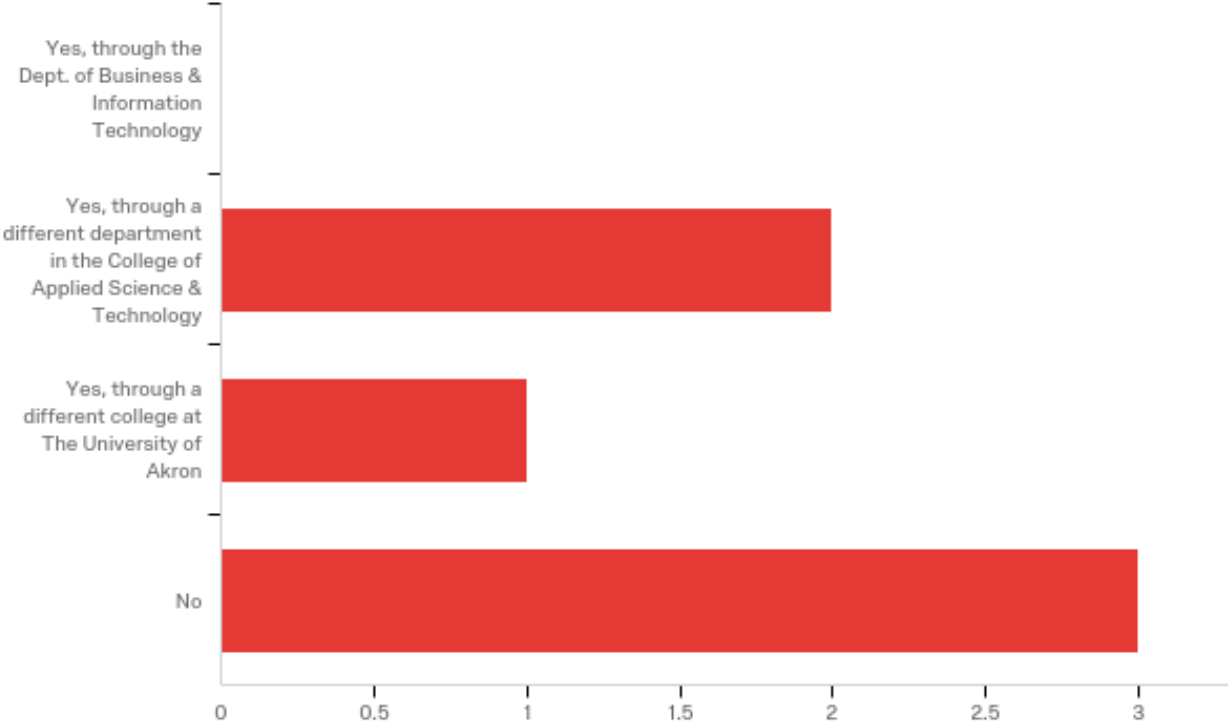
#	Answer	%	Count
1	Yes, at The University of Akron	16.67%	6
2	Yes, Elsewhere	25.00%	9
3	No	58.33%	21
	Total	100%	36

Q10 - If you are earning an associate degree, which PROGRAM OPTION/TRACK did you pursue?



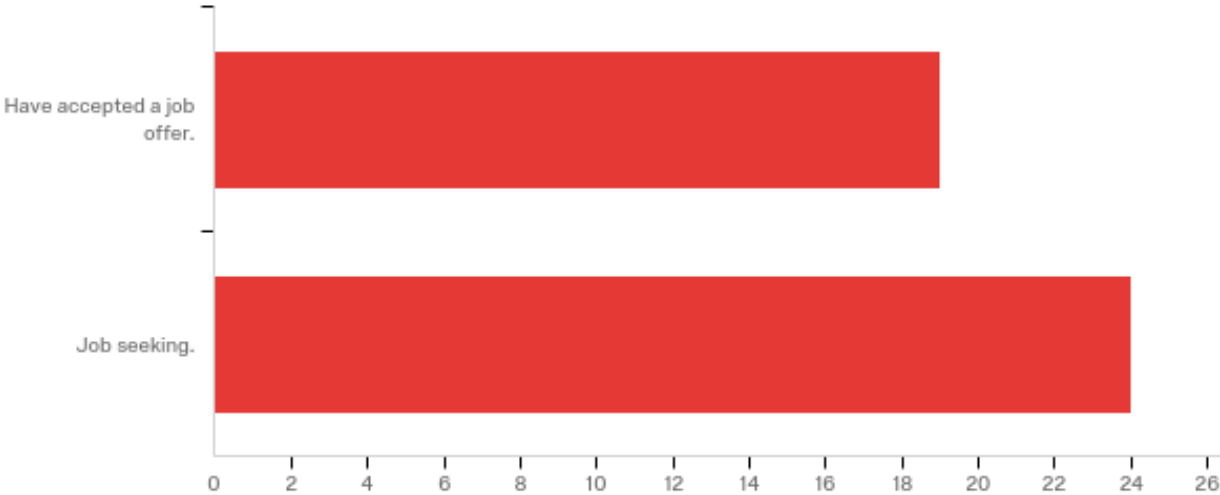
#	Answer	%	Count
1	AAB Business Management Technology (BMT) - General Business	0.00%	0
2	AAB Business Management Technology (BMT) - Accounting	0.00%	0
3	AAB Business Management Technology (BMT) - Small Business Management	0.00%	0
4	AAB Computer Information Systems (CIS) - Cisco Networking	33.33%	2
5	AAB Computer Information Systems (CIS) - Microsoft Networking	16.67%	1
6	AAB Computer Information Systems (CIS) - Programming	16.67%	1
7	AAB Computer Information Systems (CIS) - Web Development	0.00%	0
8	AAB Hospitality Management (HM) - Culinary Arts	16.67%	1
9	AAB Hospitality Management (HM) - Hotel/Lodging Management	0.00%	0
10	AAB Marketing & Sales Technology (MST) - Advertising/Sales	16.67%	1
11	AAB Marketing & Sales Technology (MST) - Retail/Fashion	0.00%	0
	Total	100%	6

Q11 - If you are earning an associate degree, are you considering CONTINUING your EDUCATION to EARN A BACHELOR'S DEGREE?



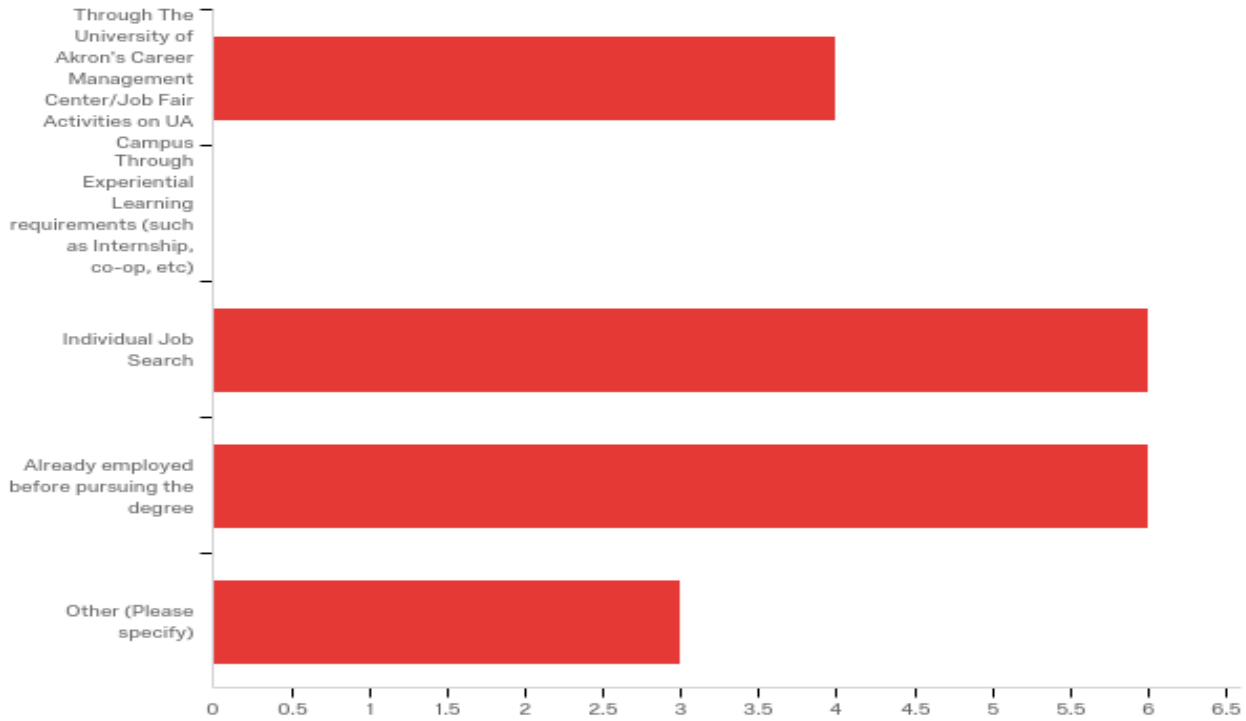
#	Answer	%	Count
1	Yes, through the Dept. of Business & Information Technology	0.00%	0
2	Yes, through a different department in the College of Applied Science & Technology	33.33%	2
3	Yes, through a different college at The University of Akron	16.67%	1
4	No	50.00%	3
	Total	100%	6

Q12 - What is your current EMPLOYMENT STATUS?



#	Answer	%	Count
1	Have accepted a job offer.	44.19%	19
2	Job seeking.	55.81%	24
	Total	100%	43

Q13 - If you have accepted a job offer, how did you FIND THE JOB?



#	Answer	%	Count
1	Through The University of Akron's Career Management Center/Job Fair Activities on UA Campus	21.05%	4
2	Through Experiential Learning requirements (such as Internship, co-op, etc)	0.00%	0
3	Individual Job Search	31.58%	6
4	Already employed before pursuing the degree	31.58%	6
5	Other (Please specify)	15.79%	3
	Total	100%	19

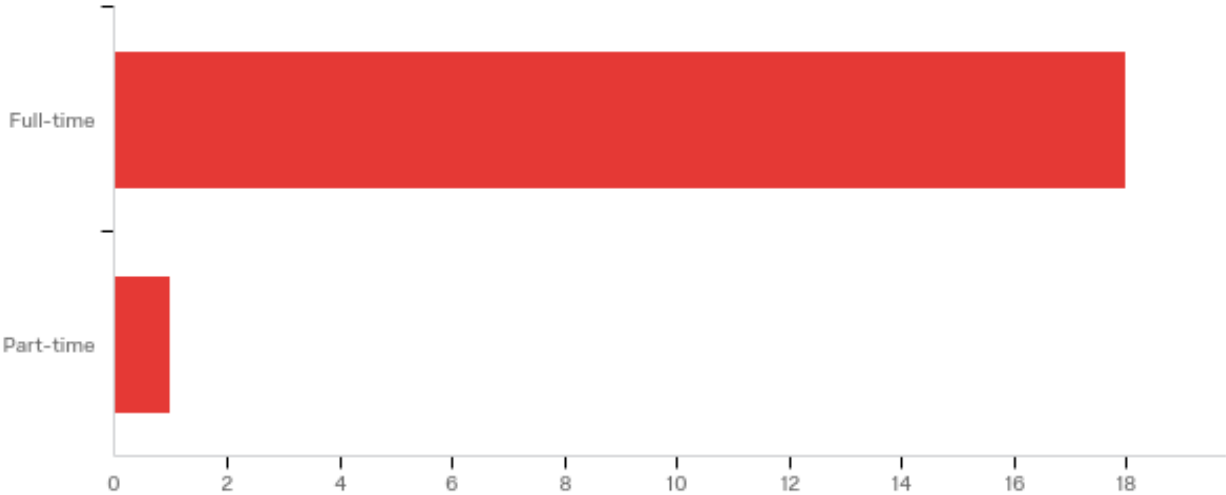
Other (Please specify)

Indeed.com

I have been employed for 4 years.

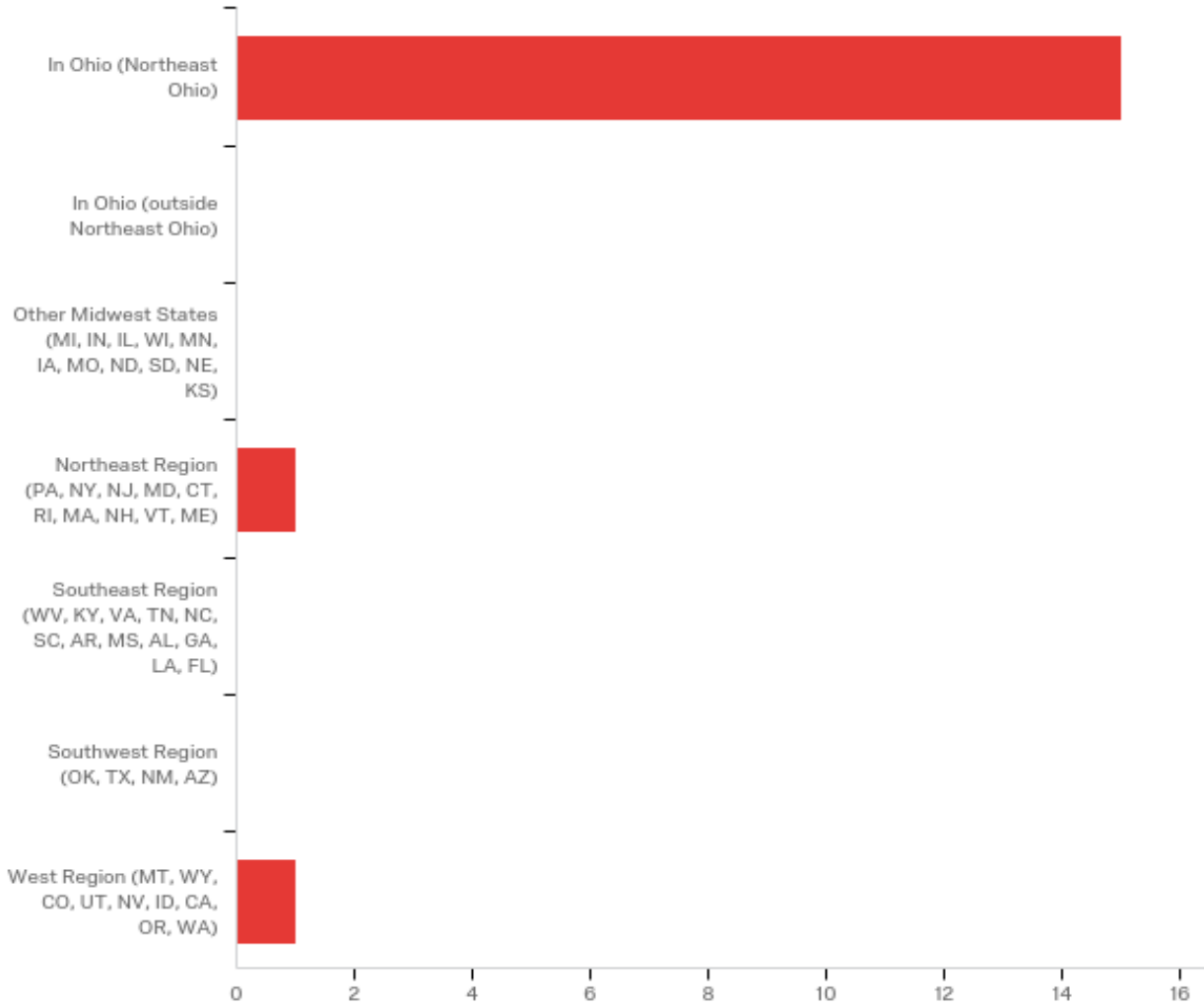
Indeed.com

Q14 - If you have accepted a job offer, is the job FULL-TIME or PART-TIME?



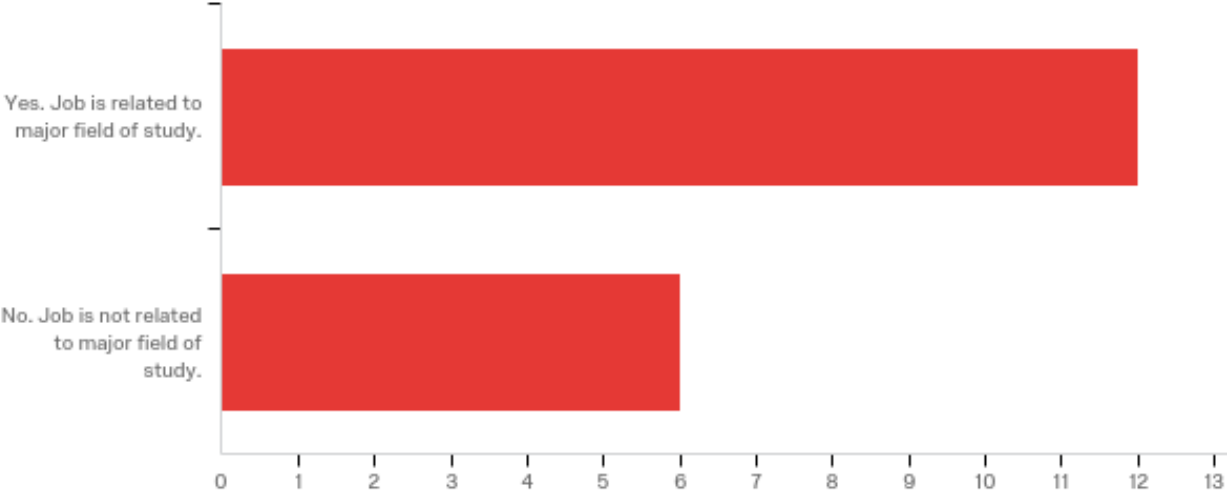
#	Answer	%	Count
1	Full-time	94.74%	18
2	Part-time	5.26%	1
	Total	100%	19

Q15 - If you have accepted a full-time job offer, which REGION is the job LOCATED?



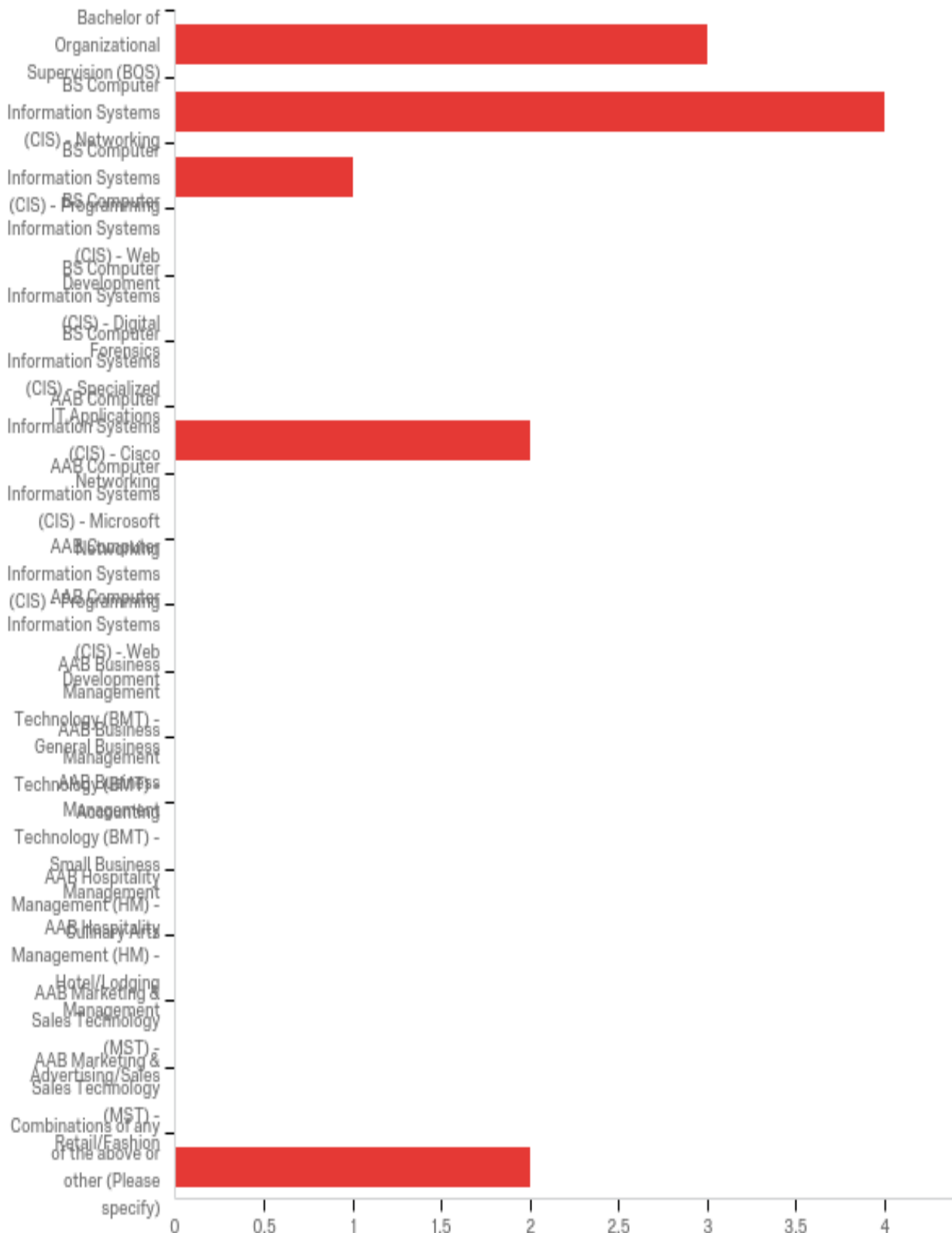
#	Answer	%	Count
1	In Ohio (Northeast Ohio)	88.24%	15
2	In Ohio (outside Northeast Ohio)	0.00%	0
3	Other Midwest States (MI, IN, IL, WI, MN, IA, MO, ND, SD, NE, KS)	0.00%	0
4	Northeast Region (PA, NY, NJ, MD, CT, RI, MA, NH, VT, ME)	5.88%	1
5	Southeast Region (WV, KY, VA, TN, NC, SC, AR, MS, AL, GA, LA, FL)	0.00%	0
6	Southwest Region (OK, TX, NM, AZ)	0.00%	0
7	West Region (MT, WY, CO, UT, NV, ID, CA, OR, WA)	5.88%	1
	Total	100%	17

Q16 - If you have accepted a full-time job offer, is the job RELATED to your MAJOR FIELD OF STUDY?



#	Answer	%	Count
1	Yes. Job is related to major field of study.	66.67%	12
2	No. Job is not related to major field of study.	33.33%	6
	Total	100%	18

Q17 - If you have accepted a full-time job offer that is related to your major field of study, please indicate which of the following DEGREE PROGRAMS CONTRIBUTED to your EMPLOYMENT or job offer.



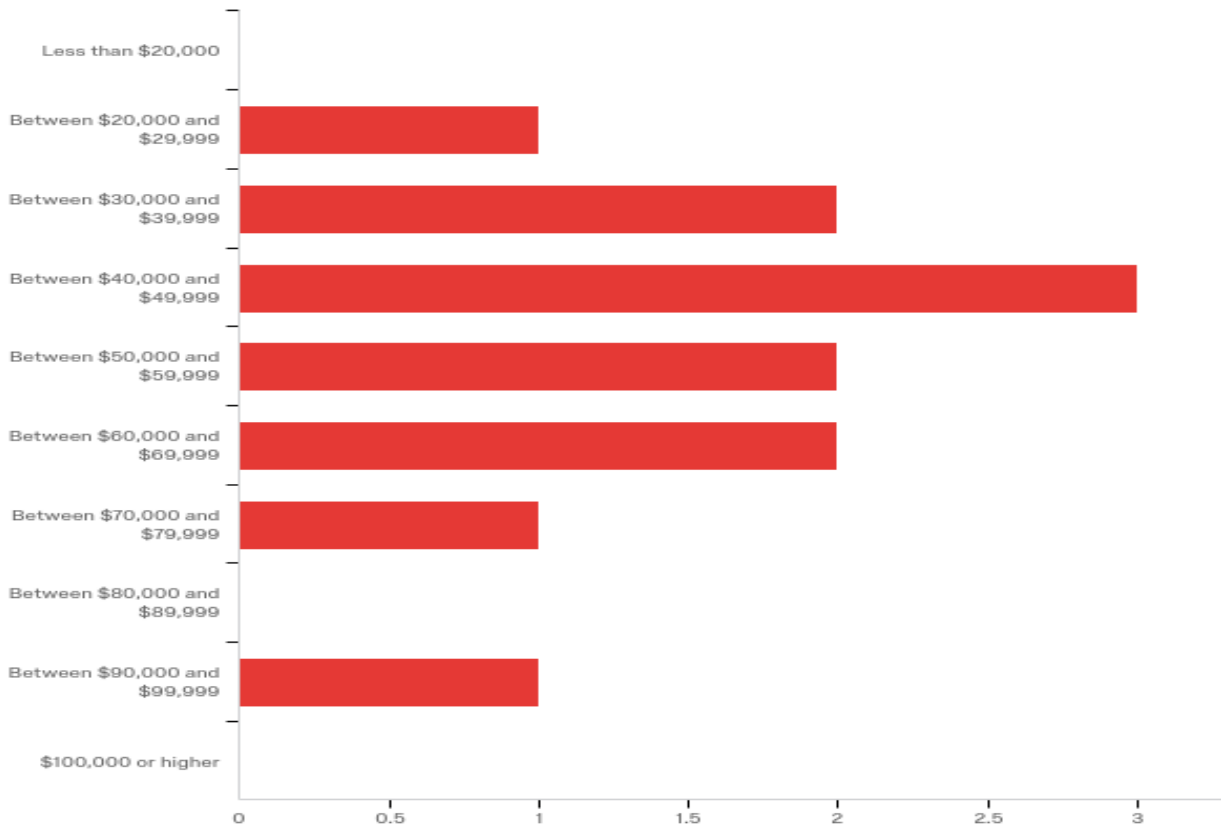
#	Answer	%	Count
1	Bachelor of Organizational Supervision (BOS)	25.00%	3
2	BS Computer Information Systems (CIS) - Networking	33.33%	4
3	BS Computer Information Systems (CIS) - Programming	8.33%	1
4	BS Computer Information Systems (CIS) - Web Development	0.00%	0
5	BS Computer Information Systems (CIS) - Digital Forensics	0.00%	0
6	BS Computer Information Systems (CIS) - Specialized IT Applications	0.00%	0
7	AAB Computer Information Systems (CIS) - Cisco Networking	16.67%	2
8	AAB Computer Information Systems (CIS) - Microsoft Networking	0.00%	0
9	AAB Computer Information Systems (CIS) - Programming	0.00%	0
10	AAB Computer Information Systems (CIS) - Web Development	0.00%	0
11	AAB Business Management Technology (BMT) - General Business	0.00%	0
12	AAB Business Management Technology (BMT) - Accounting	0.00%	0
13	AAB Business Management Technology (BMT) - Small Business Management	0.00%	0
14	AAB Hospitality Management (HM) - Culinary Arts	0.00%	0
15	AAB Hospitality Management (HM) - Hotel/Lodging Management	0.00%	0
16	AAB Marketing & Sales Technology (MST) - Advertising/Sales	0.00%	0
17	AAB Marketing & Sales Technology (MST) - Retail/Fashion	0.00%	0
18	Combinations of any of the above or other (Please specify)	16.67%	2
	Total	100%	12

Combinations of any of the above or other (Please specify)

BS Computer Information Systems (CIS) - Networking and the LCCC AAB CIS-Network Communication Technology

AAB CIS Cisco Networking and BOS

Q18 - If you have accepted a full-time job offer that is related to your major field of study, what is your ANNUAL SALARY RANGE?



#	Answer	%	Count
1	Less than \$20,000	0.00%	0
2	Between \$20,000 and \$29,999	8.33%	1
3	Between \$30,000 and \$39,999	16.67%	2
4	Between \$40,000 and \$49,999	25.00%	3
5	Between \$50,000 and \$59,999	16.67%	2
6	Between \$60,000 and \$69,999	16.67%	2
7	Between \$70,000 and \$79,999	8.33%	1
8	Between \$80,000 and \$89,999	0.00%	0
9	Between \$90,000 and \$99,999	8.33%	1
10	\$100,000 or higher	0.00%	0
	Total	100%	12

Q19 - If you have accepted a full-time job offer that is related to your major field of study, could you please specify the name of your EMPLOYER below?

Agile Networks

Progressive Insurance

Nelson Fastener Systems

Materion Corporation

The J.M. Smucker Company

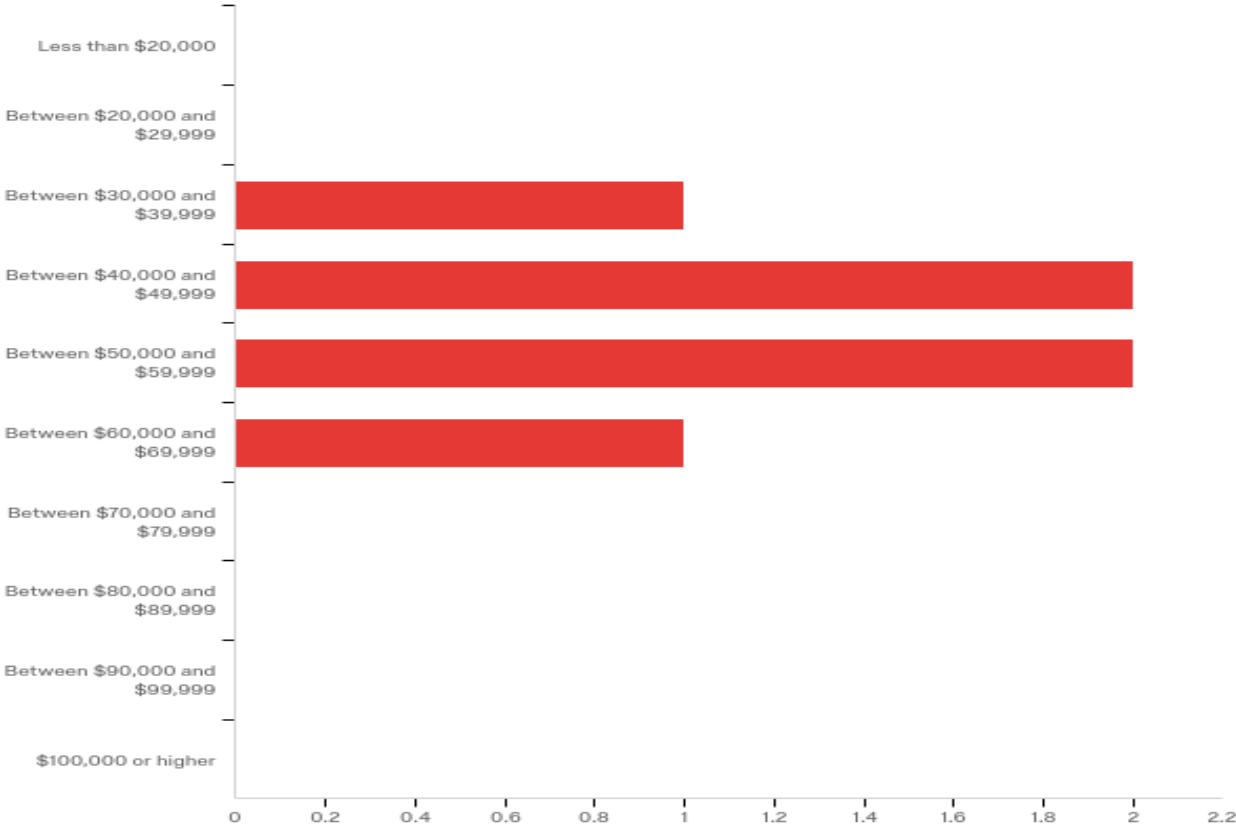
Labcorp

Union Home Mortgage

Jarrett Logistics Systems

Hathaway Brown School

Q20 - If you have accepted a full-time job offer that is NOT related to your major field of study, what is your ANNUAL SALARY RANGE?



#	Answer	%	Count
1	Less than \$20,000	0.00%	0
2	Between \$20,000 and \$29,999	0.00%	0
3	Between \$30,000 and \$39,999	16.67%	1
4	Between \$40,000 and \$49,999	33.33%	2
5	Between \$50,000 and \$59,999	33.33%	2
6	Between \$60,000 and \$69,999	16.67%	1
7	Between \$70,000 and \$79,999	0.00%	0
8	Between \$80,000 and \$89,999	0.00%	0
9	Between \$90,000 and \$99,999	0.00%	0
10	\$100,000 or higher	0.00%	0
	Total	100%	6

Q21 - If you have accepted a full-time job offer that is NOT related to your major field of study, could you please specify the name of your EMPLOYER below?

Child Care Resource Center

Akron Childrens Hospital

Cerner

Xerox

Hess International