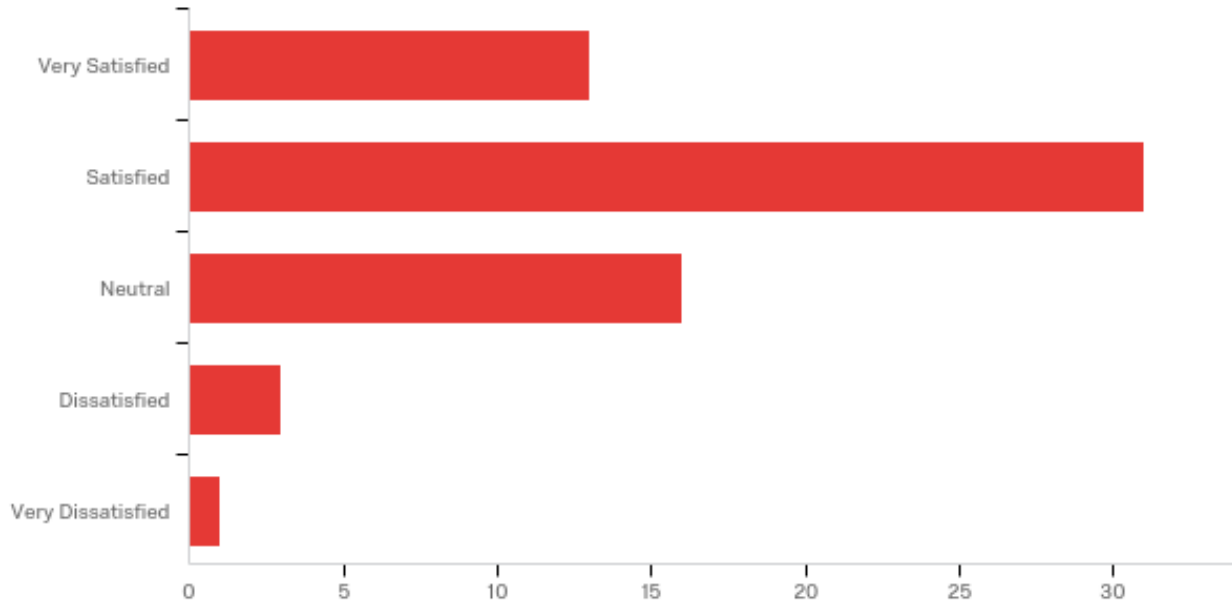


Department of Business and Information Technology

College of Applied Science and Technology
The University of Akron

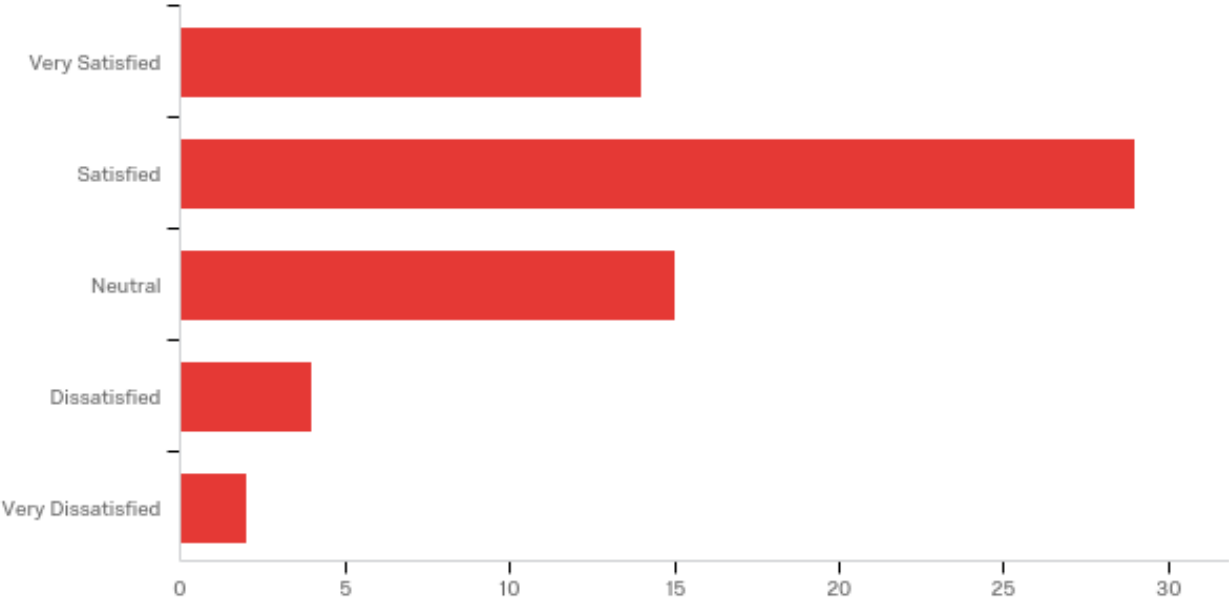
2016 Fall Graduation Exit Survey

Q1 - How would you rate your OVERALL EXPERIENCE at The University of Akron?



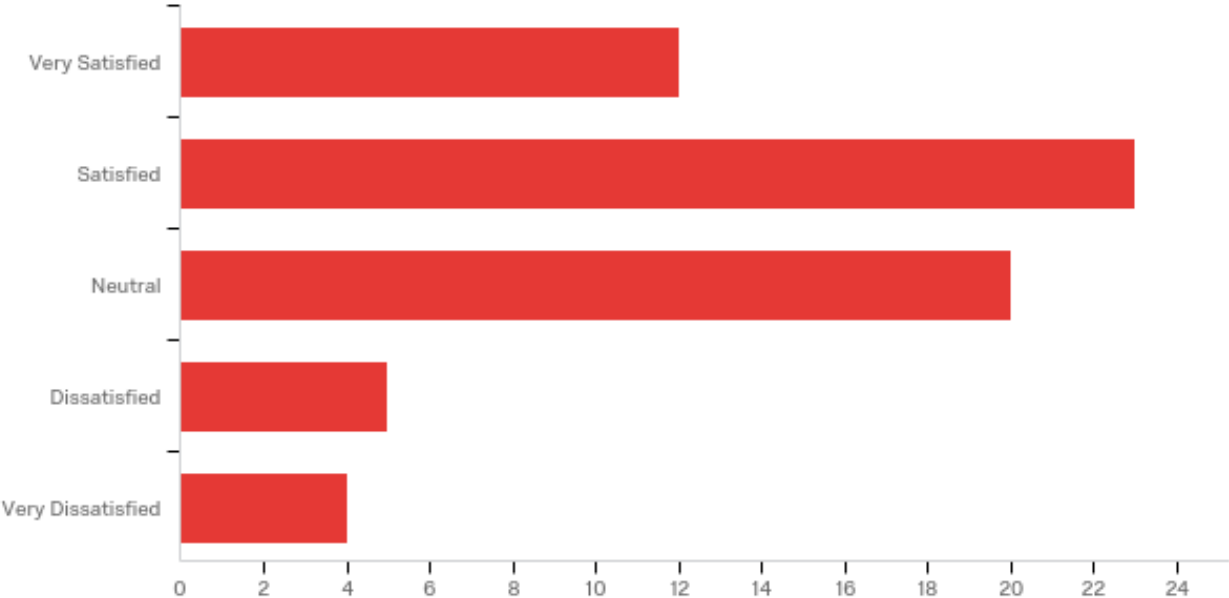
#	Answer	%	Count
1	Very Satisfied	20.31%	13
2	Satisfied	48.44%	31
3	Neutral	25.00%	16
4	Dissatisfied	4.69%	3
5	Very Dissatisfied	1.56%	1
	Total	100%	64

Q2 - How would you rate the INSTRUCTIONAL FACILITIES/RESOURCES (such as classroom, lab, instructional technology) at The University of Akron?



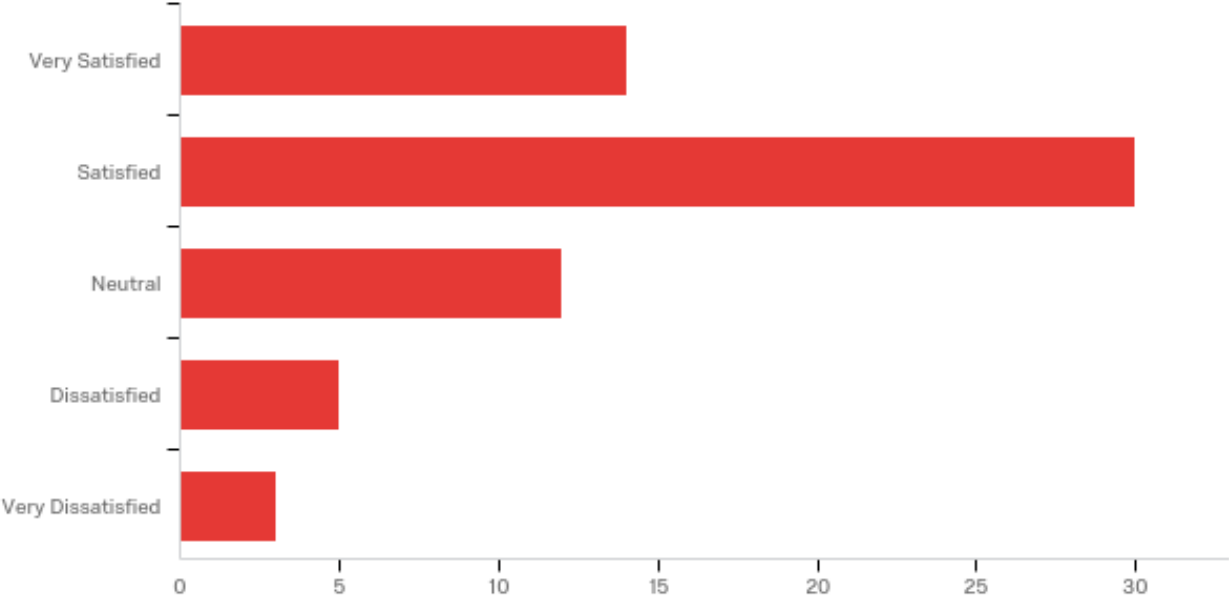
#	Answer	%	Count
1	Very Satisfied	21.88%	14
2	Satisfied	45.31%	29
3	Neutral	23.44%	15
4	Dissatisfied	6.25%	4
5	Very Dissatisfied	3.13%	2
	Total	100%	64

Q3 - How would you rate the ADVISING (academic, career, personal) you received at the College of Applied Science & Technology (CAST)?



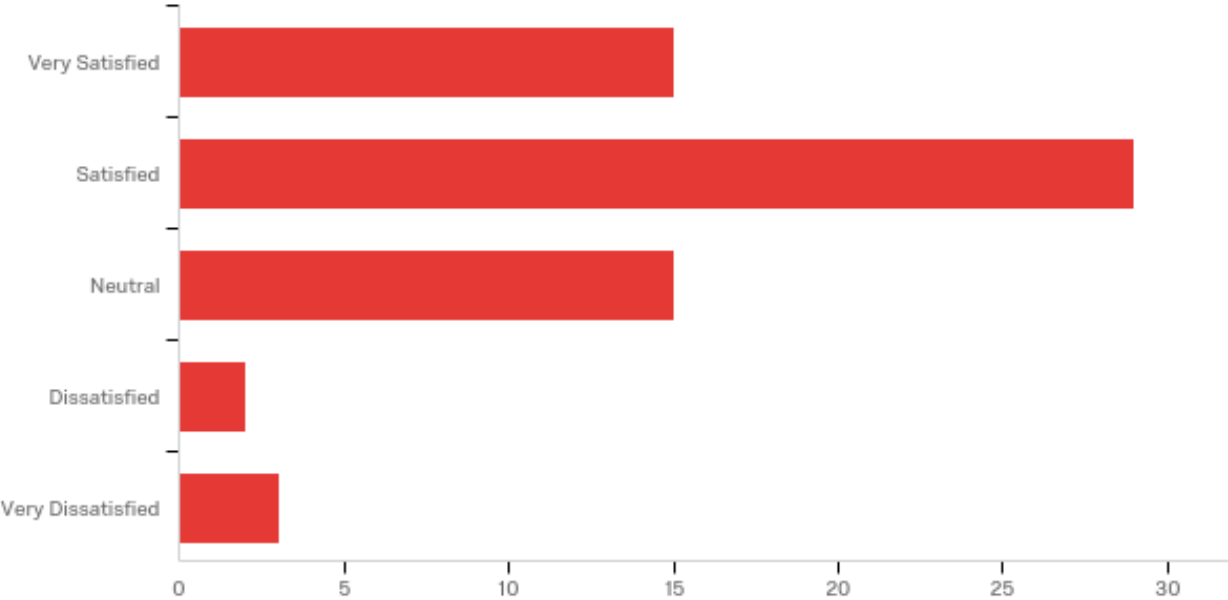
#	Answer	%	Count
1	Very Satisfied	18.75%	12
2	Satisfied	35.94%	23
3	Neutral	31.25%	20
4	Dissatisfied	7.81%	5
5	Very Dissatisfied	6.25%	4
	Total	100%	64

Q4 - How would you rate the Business & Information Technology department's INSTRUCTORS in your MAJOR courses?



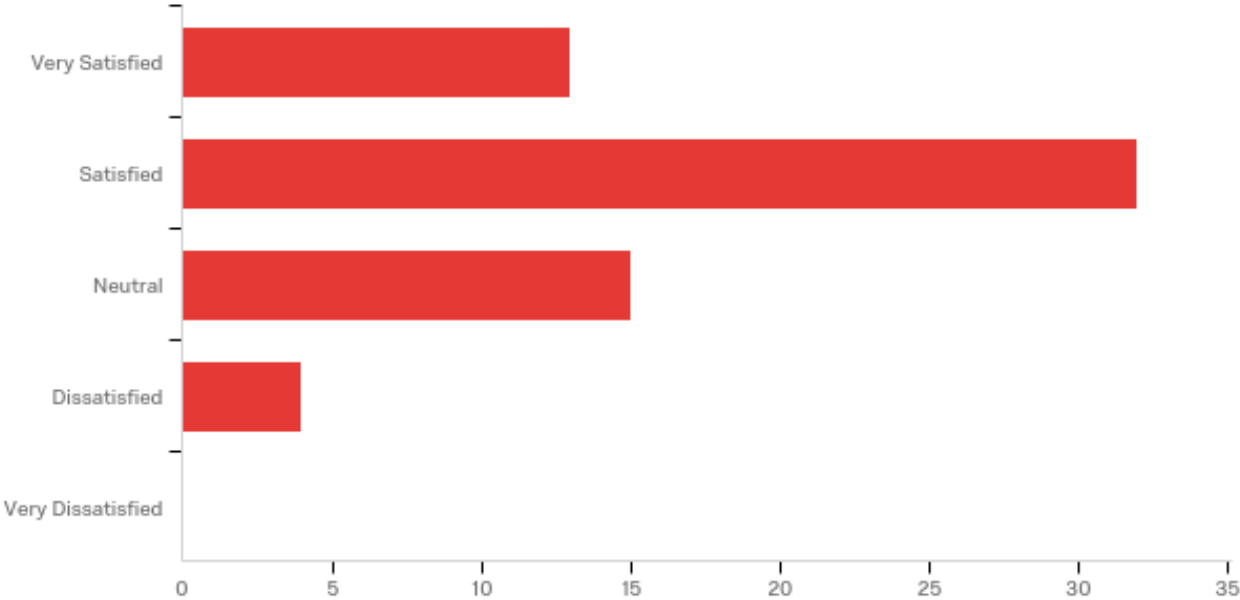
#	Answer	%	Count
1	Very Satisfied	21.88%	14
2	Satisfied	46.88%	30
3	Neutral	18.75%	12
4	Dissatisfied	7.81%	5
5	Very Dissatisfied	4.69%	3
	Total	100%	64

Q5 - How would you rate the Business & Information Technology department's INSTRUCTORS in your BUSINESS CORE courses (such as Intro to Business, Accounting, Management, Human Resource Management, Business Software Applications)?



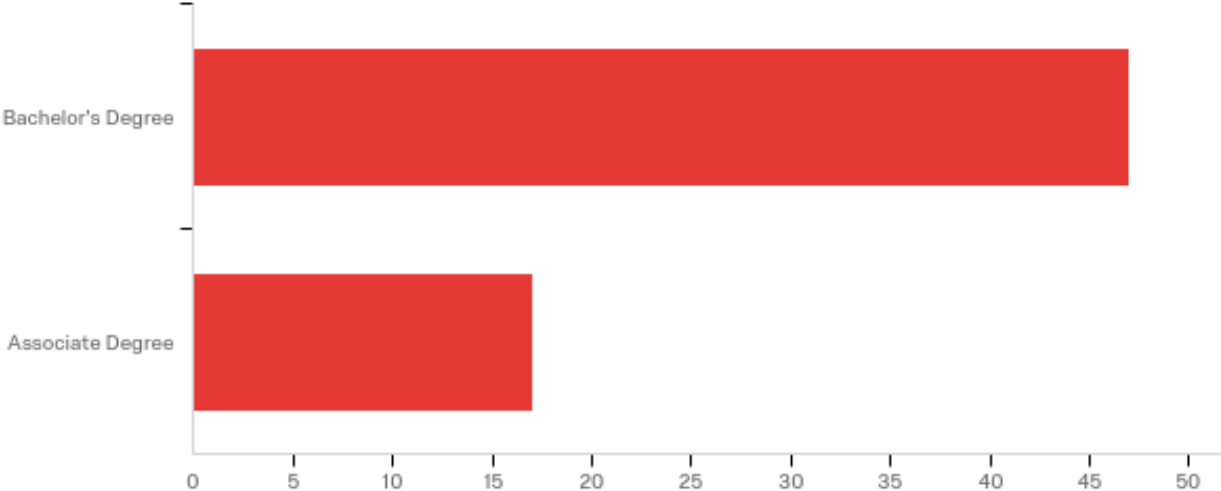
#	Answer	%	Count
1	Very Satisfied	23.44%	15
2	Satisfied	45.31%	29
3	Neutral	23.44%	15
4	Dissatisfied	3.13%	2
5	Very Dissatisfied	4.69%	3
	Total	100%	64

Q6 - How would you rate the INSTRUCTORS in your GENERAL EDUCATION courses (such as English Composition, Oral Communication, Mathematics/Statistics, Natural Science, Social Science, Humanities, and Diversity)?



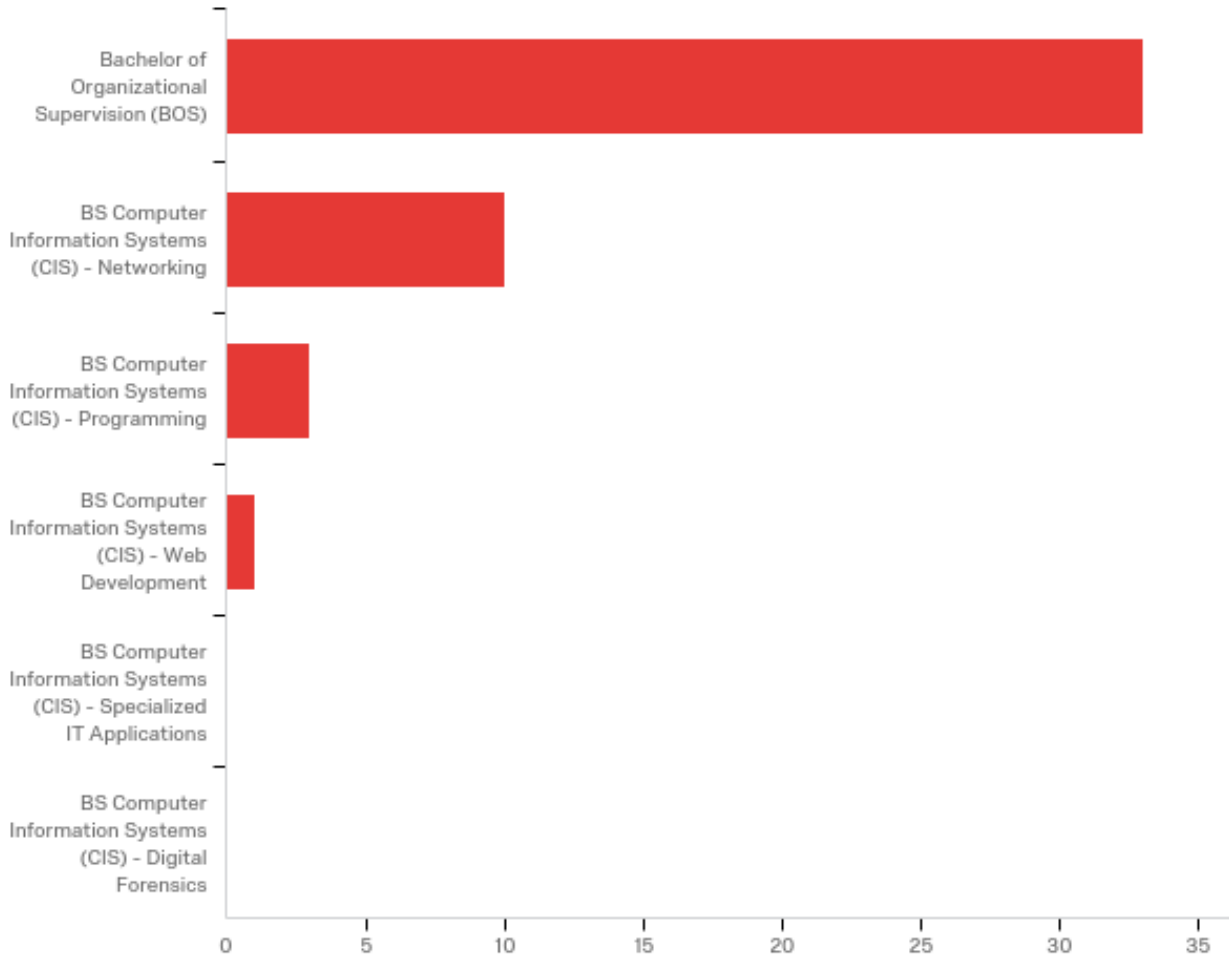
#	Answer	%	Count
1	Very Satisfied	20.31%	13
2	Satisfied	50.00%	32
3	Neutral	23.44%	15
4	Dissatisfied	6.25%	4
5	Very Dissatisfied	0.00%	0
	Total	100%	64

Q7 - What is the highest degree you are about to earn from the Department of Business & Information Technology?



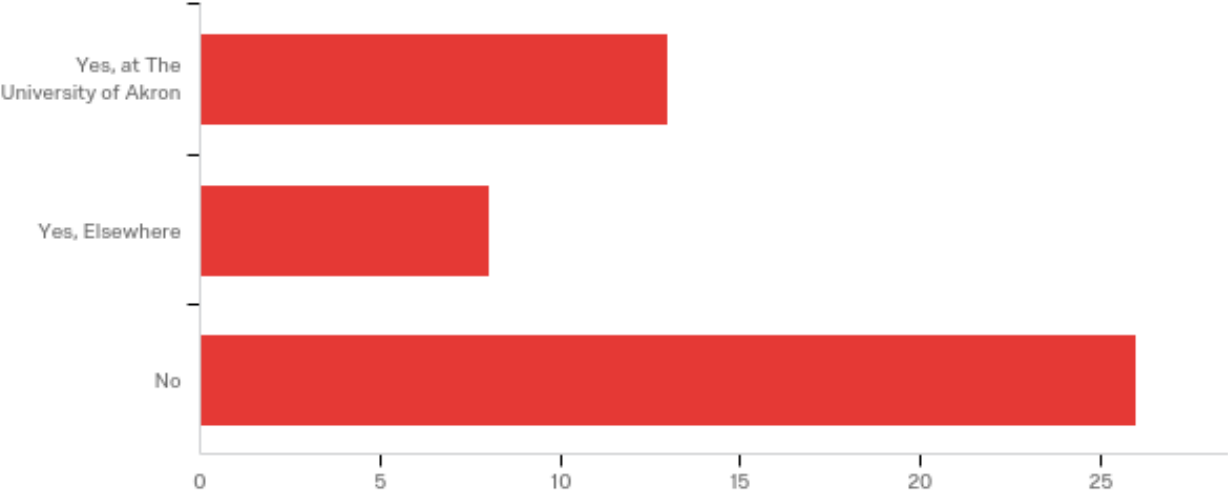
#	Answer	%	Count
1	Bachelor's Degree	73.44%	47
2	Associate Degree	26.56%	17
	Total	100%	64

Q8 - If you are earning a bachelor's degree, which PROGRAM OPTION did you pursue?



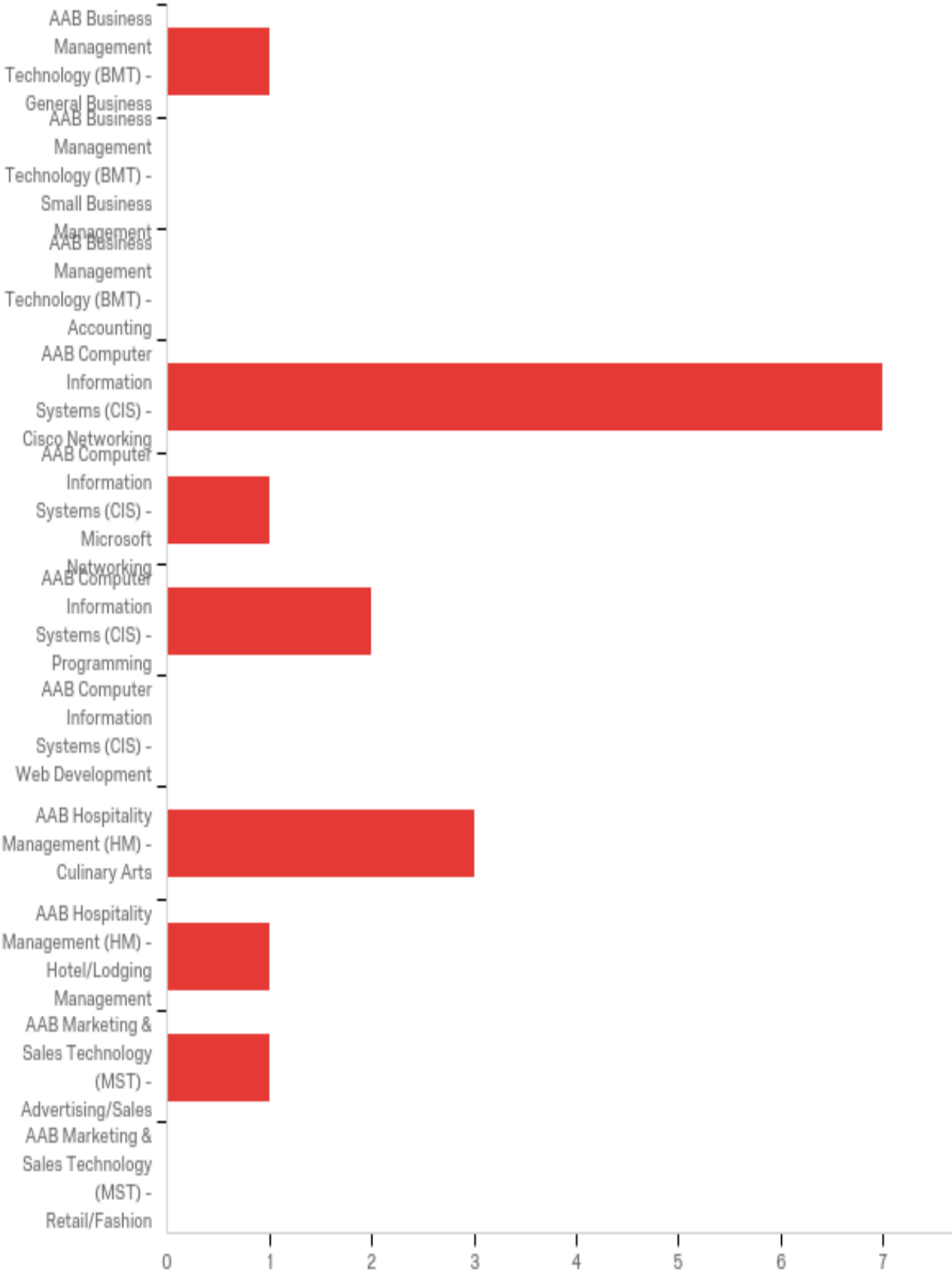
#	Answer	%	Count
1	Bachelor of Organizational Supervision (BOS)	70.21%	33
2	BS Computer Information Systems (CIS) - Networking	21.28%	10
3	BS Computer Information Systems (CIS) - Programming	6.38%	3
4	BS Computer Information Systems (CIS) - Web Development	2.13%	1
5	BS Computer Information Systems (CIS) - Specialized IT Applications	0.00%	0
6	BS Computer Information Systems (CIS) - Digital Forensics	0.00%	0
	Total	100%	47

Q9 - If you are earning a bachelor's degree, are you considering CONTINUING your EDUCATION in a GRADUATE PROGRAM?



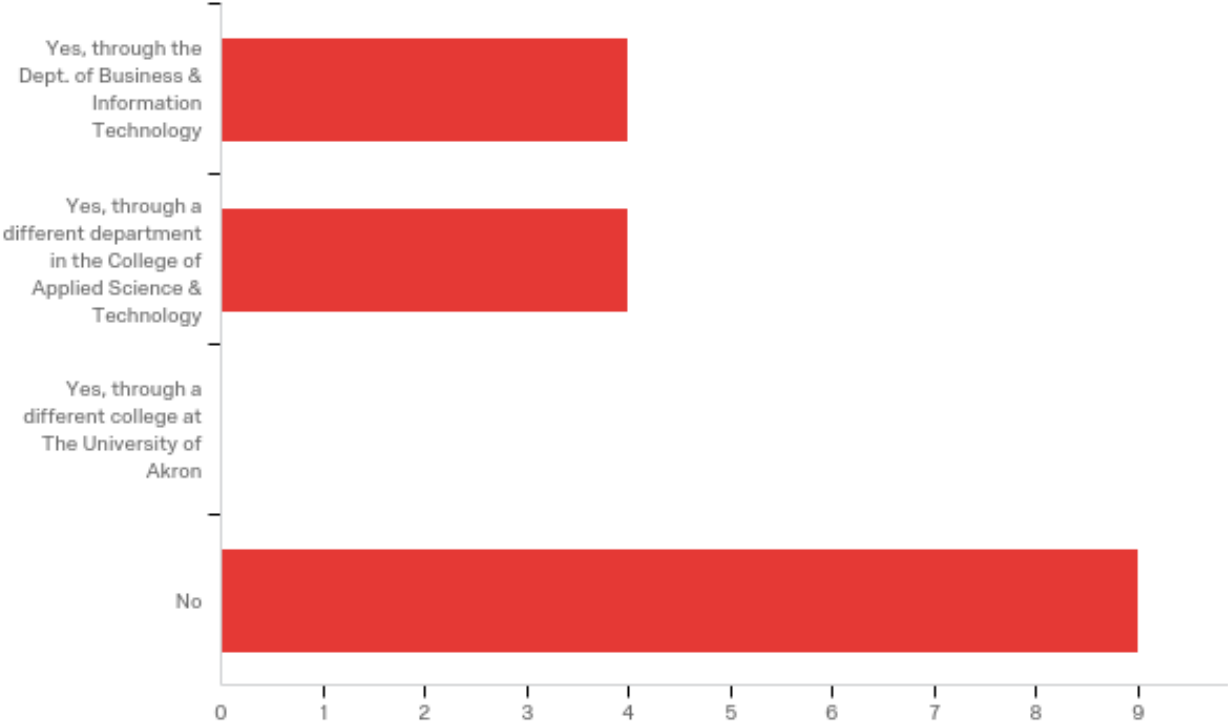
#	Answer	%	Count
1	Yes, at The University of Akron	27.66%	13
2	Yes, Elsewhere	17.02%	8
3	No	55.32%	26
	Total	100%	47

Q10 - If you are earning an associate degree, which PROGRAM OPTION/TRACK did you pursue?



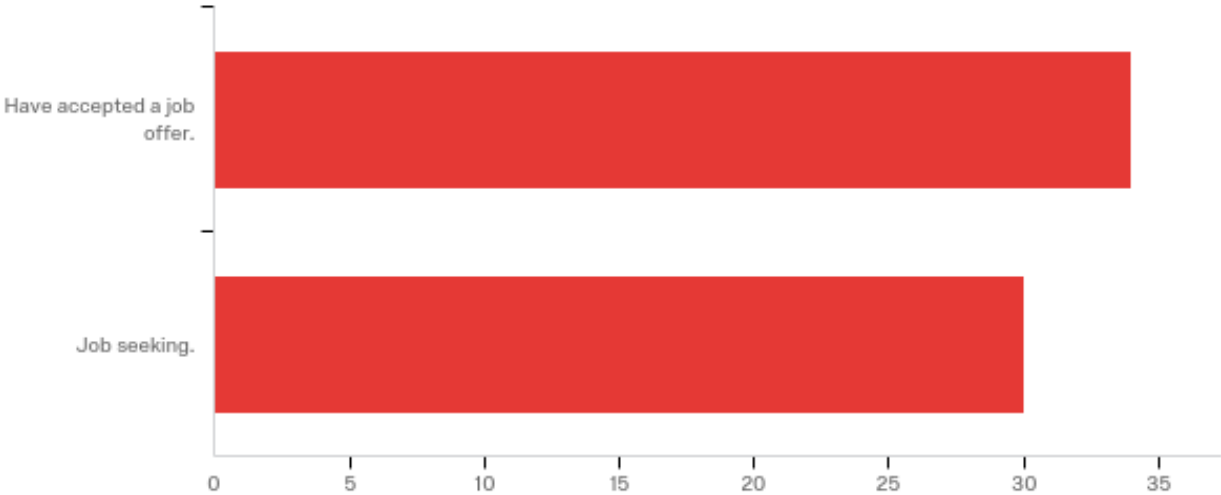
#	Answer	%	Count
1	AAB Business Management Technology (BMT) - General Business	6.25%	1
2	AAB Business Management Technology (BMT) - Small Business Management	0.00%	0
3	AAB Business Management Technology (BMT) - Accounting	0.00%	0
4	AAB Computer Information Systems (CIS) - Cisco Networking	43.75%	7
5	AAB Computer Information Systems (CIS) - Microsoft Networking	6.25%	1
6	AAB Computer Information Systems (CIS) - Programming	12.50%	2
7	AAB Computer Information Systems (CIS) - Web Development	0.00%	0
8	AAB Hospitality Management (HM) - Culinary Arts	18.75%	3
9	AAB Hospitality Management (HM) - Hotel/Lodging Management	6.25%	1
10	AAB Marketing & Sales Technology (MST) - Advertising/Sales	6.25%	1
11	AAB Marketing & Sales Technology (MST) - Retail/Fashion	0.00%	0
	Total	100%	16

Q11 - If you are earning an associate degree, are you considering CONTINUING your EDUCATION to EARN A BACHELOR'S DEGREE?



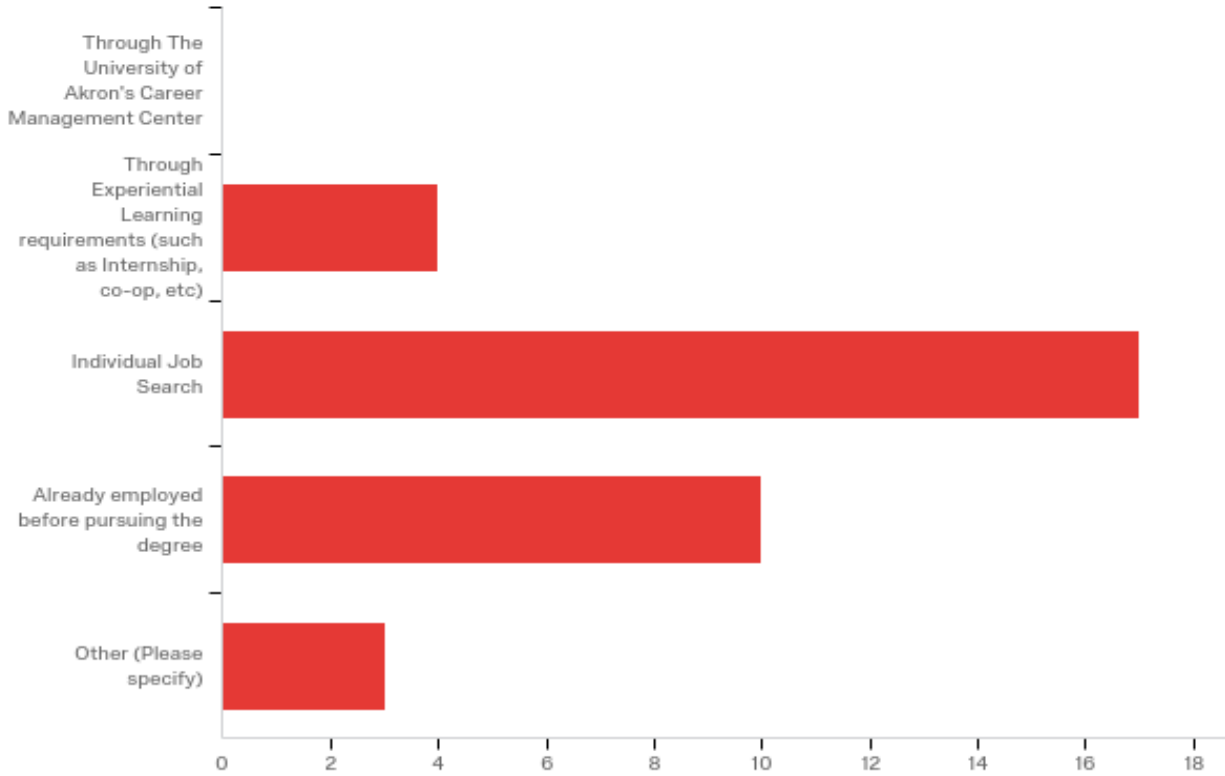
#	Answer	%	Count
2	Yes, through the Dept. of Business & Information Technology	23.53%	4
3	Yes, through a different department in the College of Applied Science & Technology	23.53%	4
4	Yes, through a different college at The University of Akron	0.00%	0
5	No	52.94%	9
	Total	100%	17

Q12 - What is your current EMPLOYMENT STATUS?



#	Answer	%	Count
1	Have accepted a job offer.	53.13%	34
2	Job seeking.	46.88%	30
	Total	100%	64

Q13 - If you have accepted a job offer, how did you FIND THE JOB?



#	Answer	%	Count
1	Through The University of Akron's Career Management Center	0.00%	0
2	Through Experiential Learning requirements (such as Internship, co-op, etc)	11.76%	4
3	Individual Job Search	50.00%	17
5	Already employed before pursuing the degree	29.41%	10
4	Other (Please specify)	8.82%	3
	Total	100%	34

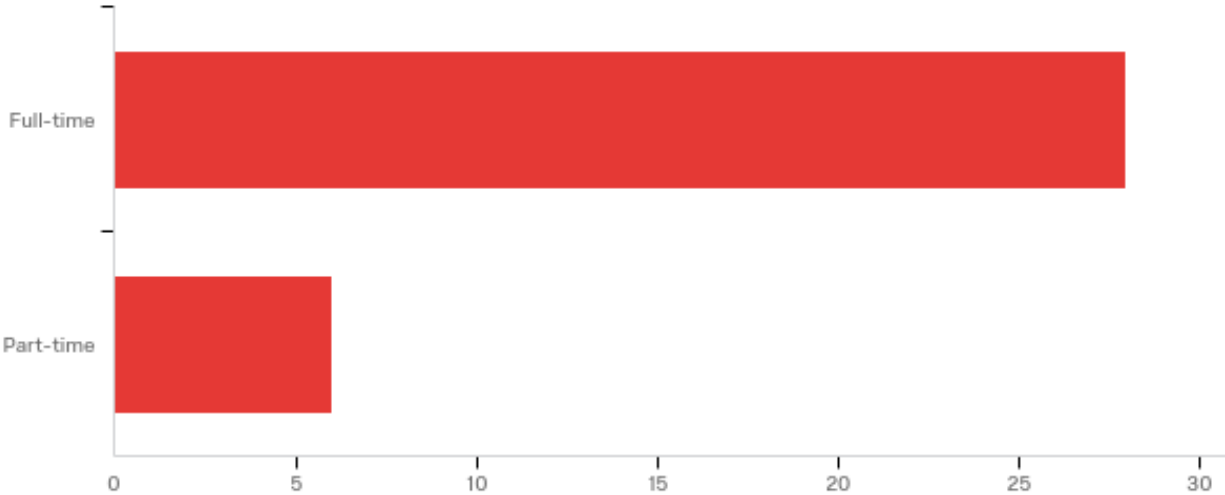
Other (Please specify)

It found me

Myself

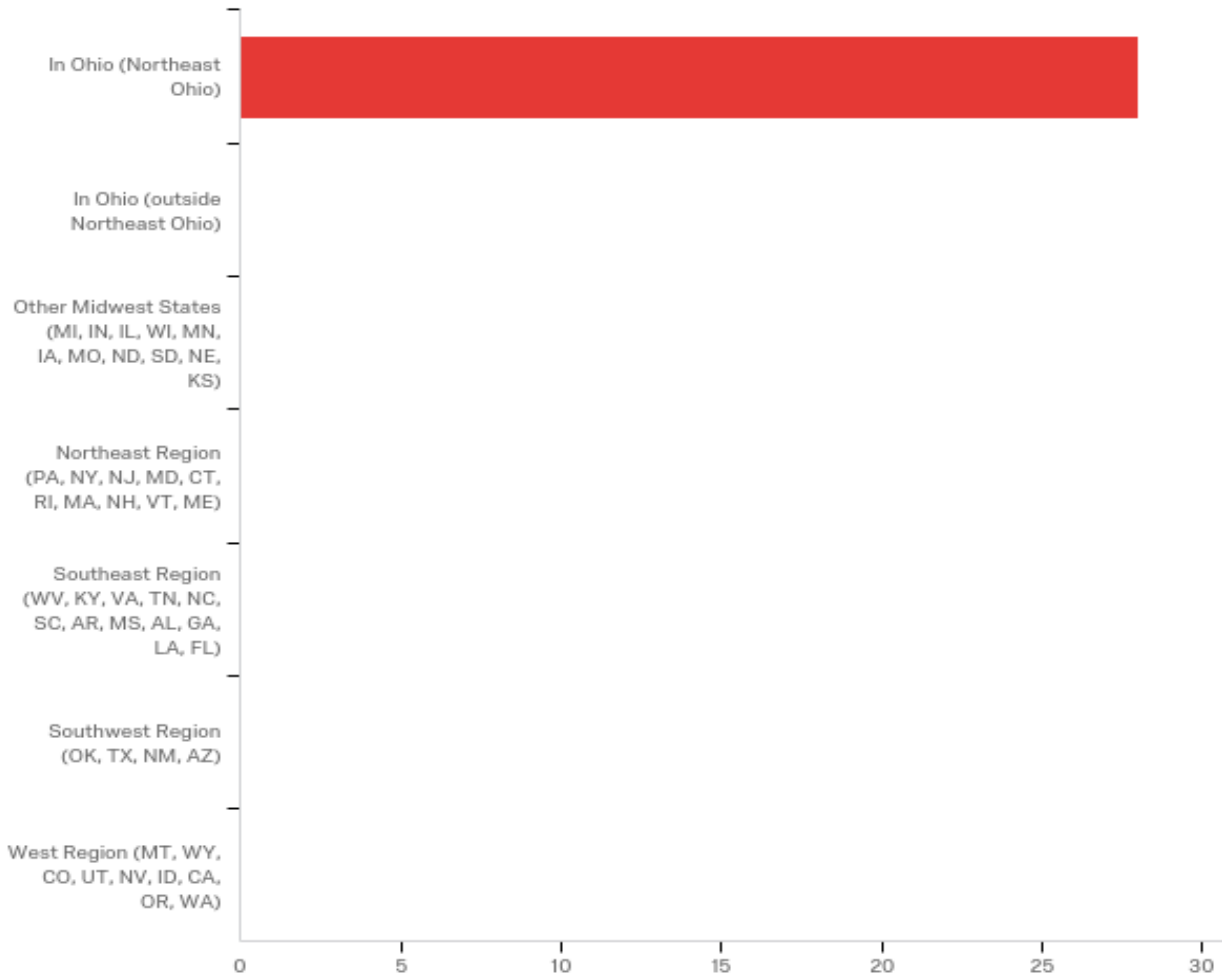
Job Fair LCCC

Q14 - If you have accepted a job offer, is the job FULL-TIME or PART-TIME?



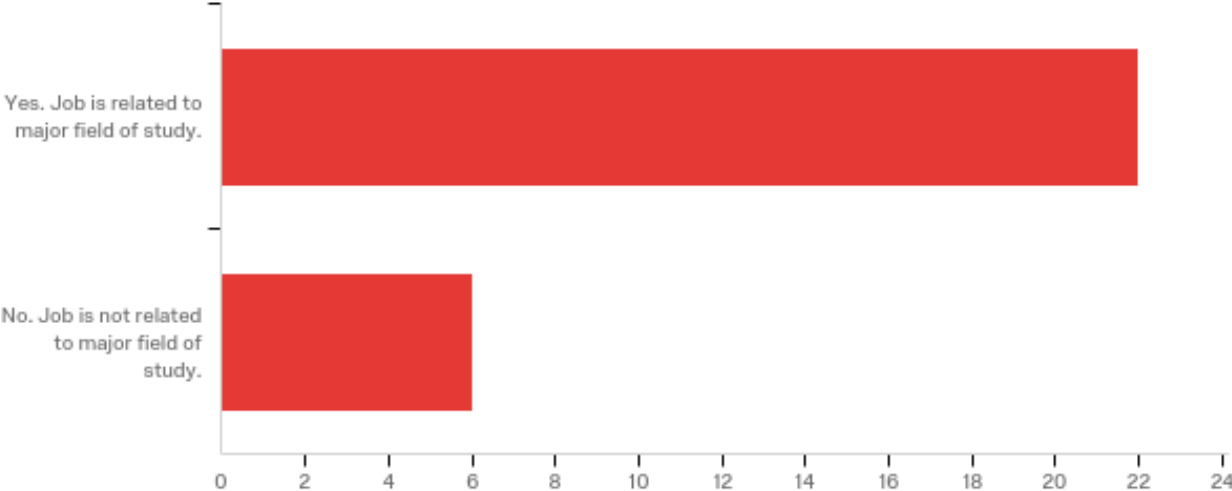
#	Answer	%	Count
1	Full-time	82.35%	28
2	Part-time	17.65%	6
	Total	100%	34

Q15 - If you have accepted a full-time job offer, which REGION is the job LOCATED?




#	Answer	%	Count
1	In Ohio (Northeast Ohio)	100.00%	28
2	In Ohio (outside Northeast Ohio)	0.00%	0
3	Other Midwest States (MI, IN, IL, WI, MN, IA, MO, ND, SD, NE, KS)	0.00%	0
4	Northeast Region (PA, NY, NJ, MD, CT, RI, MA, NH, VT, ME)	0.00%	0
5	Southeast Region (WV, KY, VA, TN, NC, SC, AR, MS, AL, GA, LA, FL)	0.00%	0
6	Southwest Region (OK, TX, NM, AZ)	0.00%	0
7	West Region (MT, WY, CO, UT, NV, ID, CA, OR, WA)	0.00%	0
	Total	100%	28

Q16 - If you have accepted a full-time job offer, is the job RELATED to your MAJOR FIELD OF STUDY?



#	Answer	%	Count
1	Yes. Job is related to major field of study.	78.57%	22
2	No. Job is not related to major field of study.	21.43%	6
	Total	100%	28

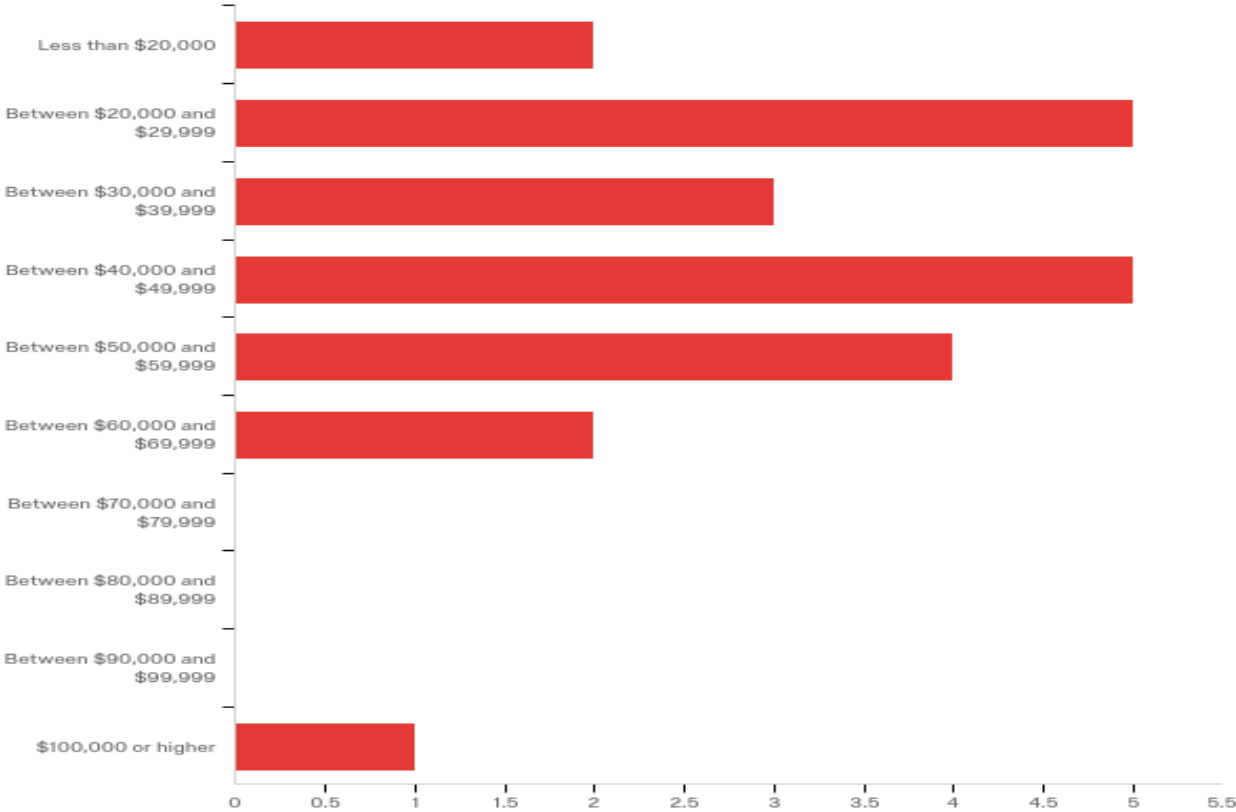
Q17 - If you have accepted a full-time job offer that is related to your major field of study, please indicate which of the following DEGREE PROGRAMS CONTRIBUTED to your EMPLOYMENT or job offer.



#	Answer	%	Count
1	Bachelor of Organizational Supervision (BOS)	38.10%	8
15	BS Computer Information Systems (CIS) - Networking	28.57%	6
3	BS Computer Information Systems (CIS) - Programming	4.76%	1
5	BS Computer Information Systems (CIS) - Web Development	0.00%	0
6	BS Computer Information Systems (CIS) - Specialized IT Applications	0.00%	0
26	BS Computer Information Systems (CIS) - Digital Forensics	0.00%	0
2	AAB Computer Information Systems (CIS) - Cisco Networking	4.76%	1
14	AAB Computer Information Systems (CIS) - Microsoft Networking	4.76%	1
16	AAB Computer Information Systems (CIS) - Programming	0.00%	0
17	AAB Computer Information Systems (CIS) - Web Development	0.00%	0
9	AAB Business Management Technology (BMT) - General Business	0.00%	0
7	AAB Business Management Technology (BMT) - Accounting	0.00%	0
8	AAB Business Management Technology (BMT) - Small Business Management	0.00%	0
10	AAB Hospitality Management (HM) - Culinary Arts	14.29%	3
11	AAB Hospitality Management (HM) - Hotel/Lodging Management	0.00%	0
12	AAB Marketing & Sales Technology (MST) - Advertising/Sales	0.00%	0
13	AAB Marketing & Sales Technology (MST) - Retail/Fashion	0.00%	0
4	Combinations of any of the above or other (Please specify)	4.76%	1
	Total	100%	21

Combinations of any of the above or other (Please specify)

Q18 - If you have accepted a full-time job offer that is related to your major field of study, what is your ANNUAL SALARY RANGE?



#	Answer	%	Count
1	Less than \$20,000	9.09%	2
2	Between \$20,000 and \$29,999	22.73%	5
3	Between \$30,000 and \$39,999	13.64%	3
4	Between \$40,000 and \$49,999	22.73%	5
5	Between \$50,000 and \$59,999	18.18%	4
6	Between \$60,000 and \$69,999	9.09%	2
7	Between \$70,000 and \$79,999	0.00%	0
8	Between \$80,000 and \$89,999	0.00%	0
9	Between \$90,000 and \$99,999	0.00%	0
10	\$100,000 or higher	4.55%	1
	Total	100%	22

Q19 - If you have accepted a full-time job offer that is related to your major field of study, could you please specify the name of your EMPLOYER below?

Gilcrest Center

No

Expedient

Nope

FirstEnergy

Black Box Network Services

Panera Bread

Innovairre Communications

CVS

Chart industries

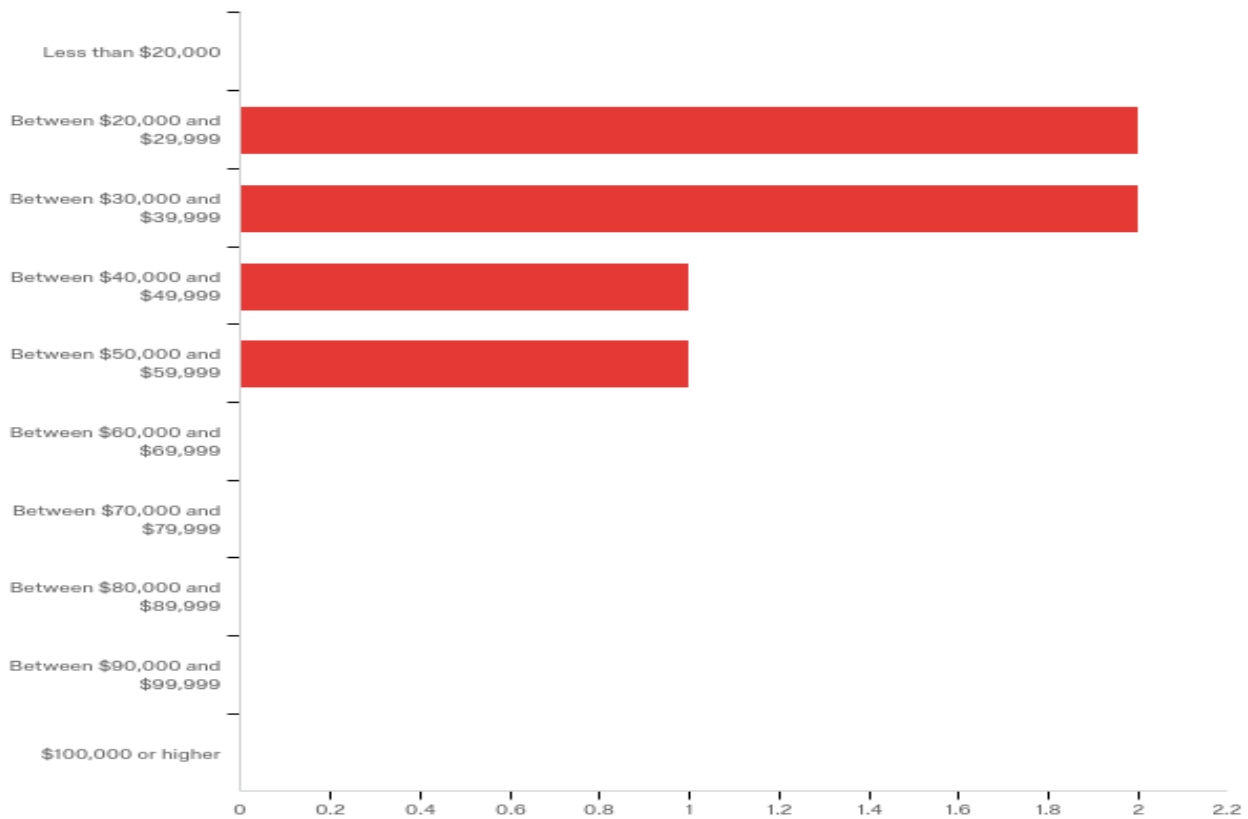
Would prefer not to

Geek Squad

Hilton

New Innovations

Q20 - If you have accepted a full-time job offer that is NOT related to your major field of study, what is your ANNUAL SALARY RANGE?



#	Answer	%	Count
1	Less than \$20,000	0.00%	0
2	Between \$20,000 and \$29,999	33.33%	2
3	Between \$30,000 and \$39,999	33.33%	2
4	Between \$40,000 and \$49,999	16.67%	1
5	Between \$50,000 and \$59,999	16.67%	1
6	Between \$60,000 and \$69,999	0.00%	0
7	Between \$70,000 and \$79,999	0.00%	0
8	Between \$80,000 and \$89,999	0.00%	0
9	Between \$90,000 and \$99,999	0.00%	0
10	\$100,000 or higher	0.00%	0
	Total	100%	6

Q21 - If you have accepted a full-time job offer that is NOT related to your major field of study, could you please specify the name of your EMPLOYER below?

Akron General Cleveland Clinic

richards fence

GE

Scribe America

Summit County Juvenile Court